

BRIGHTON & HOVE CITY COUNCIL MEETING

4.30PM 19 APRIL 2018

COUNCIL CHAMBER - BRIGHTON TOWN HALL

AGENDA



**Brighton & Hove
City Council**

Council Meeting

| | |
|----------|--|
| Title: | Council |
| Date: | 19 April 2018 |
| Time: | 4.30pm |
| Venue | Council Chamber - Brighton Town Hall |
| Members: | All Councillors You are summoned to attend a meeting of the BRIGHTON & HOVE CITY COUNCIL to transact the under-mentioned business. |
| | Prayers will be conducted in the Council Chamber at 4.20pm by Father Robert Norbury |
| Contact: | Mark Wall Head of Democratic Services 01273 291006 mark.wall@brighton-hove.gov.uk |

| | |
|---|---|
| | <p>Public Involvement The City Council actively welcomes members of the public and the press to attend its meetings and holds as many of its meetings as possible in public.</p> <p>Please note that the Public Gallery is situated on the second floor of the Town Hall. We have made a number of adjustments to make the venue as accessible as reasonably possible.</p> <p>If you wish to attend a meeting but are unable to use stairs please contact the Democratic Services Team (Tel: 01273 291066) in advance of the meeting to discuss your access requirements. We can then work with you to enable your attendance and also to ensure your safe evacuation from the building, in the event of an emergency.</p> |
|  | The Town Hall has facilities for disabled people including a lift and wheelchair accessible WCs. In the event of an emergency evacuation there is a special lift which can be used as part of a managed evacuation to assist disabled people. Please refer to the Access Notice in the agenda below. |
|  | An infra-red hearing enhancement system is available within the council chamber to assist hard of hearing people. Headsets and neck loops are provided. If you require any further information or assistance, please contact the receptionist on arrival. |
| | |

This Agenda and all accompanying reports are printed on recycled paper

AGENDA

81 DECLARATIONS OF INTEREST

- (a) Disclosable pecuniary interests;
- (b) Any other interests required to be registered under the local code;
- (c) Any other general interest as a result of which a decision on the matter might reasonably be regarded as affecting you or a partner more than a majority of other people or businesses in the ward/s affected by the decision.

In each case, you need to declare

- (i) the item on the agenda the interest relates to;
- (ii) the nature of the interest; and
- (iii) whether it is a disclosable pecuniary interest or some other interest.

If unsure, Members should seek advice from the committee lawyer or administrator preferably before the meeting.

82 MINUTES

1 - 56

To approve as a correct record the minutes of:

- (a) The Special Meeting held on the 1st February 2018 (copy attached),
- (b) The Ordinary Council meeting held on the 1st February, 2018 (copy attached) and
- (c) The Budget Council meeting held on the 22nd February, 2018 (copy attached).

Contact Officer: Mark Wall

Tel: 01273 291006

Wards Affected All

83 MAYOR'S COMMUNICATIONS.

To receive communications from the Mayor.

84 TO RECEIVE PETITIONS AND E-PETITIONS.

Petitions will be presented by Members and/or members of the public to the Mayor at the meeting.

85 WRITTEN QUESTIONS FROM MEMBERS OF THE PUBLIC.

A list of public questions received by the due date of 12noon on the 13th April 2018 will be circulated separately as part of an addendum at the meeting.

Contact Officer: Mark Wall

Tel: 01273 291006

COUNCIL

86 DEPUTATIONS FROM MEMBERS OF THE PUBLIC.

A list of deputations received by the due date of 12noon on the 13th April 2018 will be circulated separately as part of an addendum at the meeting.

Contact Officer: Mark Wall

Tel: 01273 291006

87 PETITIONS FOR COUNCIL DEBATE

57 - 64

Petitions to be debated at Council. Reports of the Monitoring Officer (copies attached).

(i) Single-Use Plastics. Lead petitioner N. O'Neill.

(ii) Secondary School Places. Lead petitioner K. Hmaimou.

Contact Officer: Mark Wall

Tel: 01273 291006

Wards Affected All

88 CALL OVER FOR REPORTS OF COMMITTEES.

(a) Call over (items 91-93) will be read out at the meeting and Members invited to reserve the items for consideration.

(b) To receive or approve the reports and agree with their recommendations, with the exception of those which have been reserved for discussion.

(c) Oral questions from Councillors on the Committee reports, which have not been reserved for discussion.

Contact Officer: Mark Wall

Tel: 01273 291006

89 WRITTEN QUESTIONS FROM COUNCILLORS.

65 - 70

A list of the written questions submitted by Members has been included in the agenda papers. This will be repeated along with the written answers received and will be taken as read as part of an addendum circulated separately at the meeting.

Contact Officer: Mark Wall

Tel: 01273 291006

90 ORAL QUESTIONS FROM COUNCILLORS

71 - 72

A list of Councillors who have indicated their desire to ask an oral question at the meeting along with the subject matters has been listed in the agenda papers.

Contact Officer: Mark Wall

Tel: 01273 291006

6.30 - 7.00PM REFRESHMENT BREAK

COUNCIL

Note: A refreshment break is scheduled for 6.30pm although this may alter slightly depending on how the meeting is proceeding and the view of the Mayor.

REPORTS FOR DECISION

- 91 PAY POLICY STATEMENT 2018/19** **73 - 86**
- Extract from the proceedings of the Policy, Resources & Growth Committee meeting held on the 29th March 2018; together with a report of the Executive Director for Finance & Resources (copies attached).
- Contact Officer: Matt Naish* *Tel: 01273 295088*
- Wards Affected All*
- 92 TREASURY MANAGEMENT STRATEGY STATEMENT 2018/19 (INCORPORATING ANNUAL INVESTMENT STRATEGY)** **87 - 120**
- Extract from the proceedings of the Policy, Resources & Growth Committee meeting held on the 29th March 2018; together with a report of the Executive Director for Finance & Resources (copies attached).
- Contact Officer: James Hengeveld* *Tel: 01273 291242*
- Wards Affected All*
- 93 VIOLENCE, VULNERABILITY AND EXPLOITATION** **121 - 172**
- Extract from the proceedings of the Neighbourhoods, Inclusion, Communities & Equalities Committee meeting held on the 19th March 2017; together with a report of the Executive Director for Neighbourhoods, Communities & Housing (copies attached).
- Contact Officer: Peter Castleton* *Tel: 01273 292607*
- Wards Affected All*

NOTICES OF MOTION

- 94 THE FOLLOWING NOTICES OF MOTION HAVE BEEN SUBMITTED BY MEMBERS FOR CONSIDERATION:** **173 - 184**
- (1) These Walls Must Fall.** Joint motion from the Labour, Conservative and Green Groups, proposed by Councillors Daniel, Wealls and Littman (copy attached).
- (2) Unite Construction Charter.** Proposed by Councillor Platts on behalf of the Labour & Co-operative Group (copy attached).
- (3) Women Against State Pension Injustice (WASPI) Campaign.** Joint motion from the Labour, Conservative and Green proposed by Councillor Meadows, Bell and Littman (copy attached).

COUNCIL

- (4) **Hove Library Planning Application.** Proposed by Councillor Nemeth on behalf on the Conservative Group (copy attached).
- (5) **Women in Government and Politics.** Proposed by Councillor Greenbaum on behalf of the Green Group (copy attached).
- (6) **Commercial Recycling for Small Businesses.** Proposed by Councillor Janio on behalf of the Conservative Group (copy attached).

Wards Affected All

95 CLOSE OF MEETING

The Mayor will move a closure motion under Procedure Rule 17 to terminate the meeting 4 hours after the beginning of the meeting (excluding any breaks/adjournments).


Note:

1. *The Mayor will put the motion to the vote and if it is carried will then:-*
 - (a) *Call on the Member who had moved the item under discussion to give their right of reply, before then putting the matter to the vote, taking into account the need to put any amendments that have been moved to the vote first;*
 - (b) *Each remaining item on the agenda that has not been dealt with will then be taken in the order they appear on the agenda and put to the vote without debate.*

The Member responsible for moving each item will be given the opportunity by the Mayor to withdraw the item or to have it voted on. If there are any amendments that have been submitted, these will be taken and voted on first in the order that they were received.
 - (c) *Following completion of the outstanding items, the Mayor will then close the meeting.*
2. *If the motion moved by the Mayor is **not carried** the meeting will continue in the normal way, with each item being moved and debated and voted on.*
3. *Any Member will still have the opportunity to move a closure motion should they so wish. If such a motion is moved and seconded, then the same procedure as outlined above will be followed.*

Once all the remaining items have been dealt with the Mayor will close the meeting.

Date of Publication - Wednesday, 11 April 2018



Chief Executive
Hove Town Hall
Norton Road
Hove
BN3 3BQ

PUBLIC INVOLVEMENT

Provision is made on the agendas for public questions to committees and details of how questions can be raised can be found on the website and/or on agendas for the meetings.

The closing date for receipt of public questions and deputations for the next meeting is 12 noon on the fifth working day before the meeting.

Agendas and minutes are published on the council's website www.brighton-hove.gov.uk. Agendas are available to view five working days prior to the meeting date.

Electronic agendas can also be accessed through our meetings app available through www.moderngov.co.uk

We can provide meeting papers in alternate formats (including large print, Braille, audio tape/disc, or in different languages. Please contact us to discuss your needs.

WEBCASTING NOTICE

This meeting may be filmed for live or subsequent broadcast via the Council's website. At the start of the meeting the Mayor will confirm if all or part of the meeting is being filmed.

You should be aware that the Council is a Data Controller under the Data Protection Act 1998. Data collected during this web cast will be retained in accordance with the Council's

COUNCIL

published policy (Guidance for Employees' on the BHCC website).

Therefore by entering the meeting room and using the seats around the meeting tables you are deemed to be consenting to being filmed and to the possible use of those images and sound recordings for the purpose of web casting and/or Member training. If members of the public do not wish to have their image captured they should sit in the public gallery area.

If you have any queries regarding this, please contact the Head of Democratic Services or the designated Democratic Services Officer listed on the agenda.

For further details and general enquiries about this meeting contact Mark Wall, (01273 291006, email mark.wall@brighton-hove.gov.uk) or email democratic.services@brighton-hove.gov.uk.

ACCESS NOTICE

The public gallery to the council chamber – which is on the second floor – is limited in size but does have 3 spaces designated for wheelchair users. There is a lift to the second floor and an automatic door and ramped access to the public gallery. There is a wheelchair accessible WC close by. The seated spaces available in the gallery can be used by disabled people who are not wheelchair users, but able to use bench style seating.

The Town Hall has a specially designed lift that can be used in the event of an emergency evacuation. The size of the refuge areas (in the fire protected areas where people unable to use the stairs will wait to be assisted from the building via the lift), will accommodate 2 wheelchair users and several standing users.

If the public gallery is full, Committee Room 1 on the ground floor can be used. This is an inclusive space with video conferencing facilities and AV links to the council chamber, automatic doors, level access, its own step-free fire escape, and nearby WC facilities including wheelchair accessible provision. From this room you can watch the meeting and take part in proceedings, for example if you have submitted a public question.

Please inform staff on Reception if you have any access requirements so that they can either direct you to the public gallery, or to the video-conferencing room as appropriate.

We apologise for any inconvenience caused

FIRE / EMERGENCY EVACUATION PROCEDURE

If the fire alarm sounds continuously, or if you are instructed to do so, you must leave the building by the nearest available exit. You will be directed to the nearest exit by council staff. It is vital that you follow their instructions:

- You should proceed calmly; do not run and do not use the lifts;
- Do not stop to collect personal belongings;
- Once you are outside, please do not wait immediately next to the building, but move some distance away and await further instructions; and

Do not re-enter the building until told that it is safe to do so.

BRIGHTON & HOVE CITY COUNCIL

SPECIAL COUNCIL

3.00pm 1 FEBRUARY 2018

COUNCIL CHAMBER, HOVE TOWN HALL

MINUTES

Present: Councillors Marsh (Chair), Simson (Deputy Chair), Allen, Atkinson, Barford, Barnett, Bell, Bennett, Brown, Cattell, Chapman, Cobb, Daniel, Deane, Druitt, Gibson, Greenbaum, Hamilton, Hill, Horan, Hyde, Inkpin-Leissner, Janio, Knight, Lewry, Littman, Mac Cafferty, Meadows, Mears, Miller, Mitchell, Moonan, Morgan, Morris, A Norman, K Norman, O'Quinn, Page, Peltzer Dunn, Penn, Robins, Sykes, Taylor, C Theobald, G Theobald, Wares, Wealls, West and Yates.

PART ONE

61 DECLARATIONS OF INTEREST

61.1 There were no declarations of interest in the item on the agenda.

62 MAYOR'S COMMUNICATIONS.

62.1 The Mayor reported that she had no communications for the meeting.

63 FREEDOM OF THE CITY

63.1 Councillor Morgan referred to the report that detailed the notice of motion which had been agreed at the last Council meeting on the 14th December calling for the removal of the freedom of the city from Aung San Su Kyi in light of the situation in Myanmar and the fate of the Rohingya people. He believed that in view of the lack of protection of the human rights of the Rohingya people and the failure of Aung San Suu Kyi as the Leader of Myanmar to comment on the situation or act to protect the human rights of these people that it was appropriate to remove the honour of the freedom of the city previously awarded to her.

63.2 Councillor West formally seconded the proposal and stated that in view of the actions taken against the Rohingya people and the failure of Aung San Suu Kyi to take any action, it was only right to withdraw the freedom of city from her and to show the council's support for the protection of human rights across the world.

- 63.3 Councillor Janio noted the comments and stated that whilst he did not condone the situation in Myanmar, he did not support the proposal to withdraw an honour that was conferred in recognition of actions that Aung San Suu Kyi had taken to promote the human rights of the Burmese people. He noted that she still retained the Noble Peace Prize and that there was no indication that this would be removed as a result of the situation in Myanmar. He also felt that there should be an indication of support for Aung San Suu Kyi by other countries rather than a condemnation as this would strengthen her position in her own country with the military junta and may then enable her to take action to address the situation on the Rohingya people.
- 63.4 Councillor Yates noted the comments and stated that there was a need to consider the position although he acknowledged that the removal of the Noble Peace Prize was unlikely.
- 63.5 Councillor Deane expressed her sadness in regard to the plight of the Rohingya people and the position that the council found itself in at the current meeting.
- 63.6 Councillor Littman stated that he believed there was a need to recognise the actions taken against the Rohingya people and to express the council's concern for the lack of protection of human rights in Myanmar.
- 63.7 Councillor Morgan noted the comments and moved that the freedom of the city should be withdrawn from Aung San Suu Kyi.
- 63.8 The Mayor noted that a motion to withdraw the freedom of the city from Aung San Suu Kyi had been moved and seconded and therefore asked that a recorded vote be held. She also reminded the Council that in order for the motion to be passed it would require a two-thirds vote in favour of those Members voting either for or against the motion; i.e. any abstentions would not be included in the overall count of votes cast.
- 63.9 The Head of Democratic Services undertook a recorded vote as detailed below:

| | | For | Against | Abstain | | | For | Against | Abstain |
|----|-----------------|-------------|---------|---------|----|-----------------|-------------|---------|---------|
| 1 | Allen | ✓ | | | 28 | Marsh | | | Ab |
| 2 | Atkinson | ✓ | | | 29 | Meadows | ✓ | | |
| 3 | Barford | ✓ | | | 30 | Mears | | x | |
| 4 | Barnett | | x | | 31 | Miller | | x | |
| 5 | Bell | | x | | 32 | Mitchell | ✓ | | |
| 6 | Bennett | | x | | 33 | Moonan | ✓ | | |
| 7 | Bewick | Not present | | | 34 | Morgan | ✓ | | |
| 8 | Brown | | x | | 35 | Morris | ✓ | | |
| 9 | Cattell | ✓ | | | 36 | Nemeth | Not present | | |
| 10 | Chapman | ✓ | | | 37 | Norman A | | x | |

| | | | | | | | | | |
|--------------|------------------------|-------------|---|----|----|---------------------|-------------|-----------|----------|
| 11 | Cobb | | x | | 38 | Norman K | | x | |
| 12 | Daniel | | | | 39 | O'Quinn | Not present | | |
| 13 | Deane | ✓ | | | 40 | Page | ✓ | | |
| 14 | Druitt | ✓ | | | 41 | Peltzer Dunn | ✓ | | |
| 15 | Gibson | ✓ | | | 42 | Penn | ✓ | | |
| 16 | Gilbey | Not present | | | 43 | Phillips | ✓ | | |
| 17 | Greenbaum | ✓ | | | 44 | Robins | ✓ | | |
| 18 | Hamilton | | | Ab | 45 | Simson | | x | |
| 19 | Hill | ✓ | | | 46 | Sykes | ✓ | | |
| 20 | Horan | ✓ | | | 47 | Taylor | | x | |
| 21 | Hyde | | x | | 48 | Theobald C | | x | |
| 22 | Inkpin-Leissner | ✓ | | | 49 | Theobald G | | x | |
| 23 | Janio | | x | | 50 | Wares | | x | |
| 24 | Knight | ✓ | | | 51 | Wealls | | x | |
| 25 | Lewry | | x | | 52 | West | ✓ | | |
| 26 | Littman | ✓ | | | 53 | Yates | ✓ | | |
| 27 | Mac Cafferty | ✓ | | | | | | | |
| Total | | | | | | | | | |
| | | | | | | | 29 | 18 | 2 |

63.10 The Mayor confirmed that the motion had been lost as a two-thirds majority had not been reached with 29 votes for and 18 against of the 47 votes cast.

64 CLOSE OF MEETING

64.1 The Mayor thanked the Members for attending the Special Meeting and closed the meeting.

The meeting concluded at 3.35pm

Signed

Chair

Dated this

day of

2018

BRIGHTON & HOVE CITY COUNCIL

COUNCIL

4.30pm 1 FEBRUARY 2018

COUNCIL CHAMBER - HOVE TOWN HALL

MINUTES

Present: Councillors Marsh (Chair), Simson (Deputy Chair), Allen, Atkinson, Barford, Barnett, Bell, Bennett, Brown, Cattell, Chapman, Cobb, Daniel, Deane, Druitt, Gibson, Gilbey, Greenbaum, Hamilton, Hill, Horan, Hyde, Inkpin-Leissner, Janio, Knight, Lewry, Littman, Mac Cafferty, Meadows, Mears, Miller, Mitchell, Moonan, Morgan, Morris, A Norman, K Norman, O'Quinn, Page, Peltzer Dunn, Penn, Phillips, Robins, Sykes, Taylor, C Theobald, G Theobald, Wares, Wealls, West and Yates.

PART ONE

61 DECLARATIONS OF INTEREST

- 61.1 The following Councillors having applied for and been granted dispensation to speak and vote, declared a personal but not prejudicial interest in the Items 72(1) Notice of Motion on Mental Health Services, Item 72(4) Notice of Motion on Trade Union Relationships and Item 72(7) Notice of Motion on Bursaries for Nurses as listed below:
- (i) Councillor Atkinson, Items 72(1); 72(4) and 72(7) as he was a Mental Health Nurse and worked for an NHS Trust and was also a trade union representative. He would also not take part or vote on Item 72(1) because of his position as a union representative at the Trust;
 - (ii) Councillor Chapman, Item 72(4) as he was a trade union member and felt it appropriate to declare the interest although no dispensation was required;
 - (iii) Councillor Mitchell, Item 72(7) as she was employed by an NHS Health Trust; and
 - (iv) Councillor Bell, Item 72(7) as his partner was a nurse.
- 61.2 No other declarations of interests in matters appearing on the agenda were made.

62 MINUTES

- 62.1 The minutes of the last ordinary meeting held on the 14 December, 2017 were approved and signed by the Mayor as a correct record of the proceedings.

63 MAYOR'S COMMUNICATIONS.

- 63.1 The Mayor reported the sad news of the deaths of ex-Councillors Betty Walshe and Brian Pidgeon. She noted that Betty was the first (Labour) Mayor of our new unitary authority in 1997, and the year before that, 1996 the Chair of the Shadow Authority. Originally she was a Councillor for Hangleton and then for Goldsmid having moved from Queens Park. She was considered an ideal choice as the first Mayor, as she was felt to unite Brighton and Hove as they became a unitary authority in 1997.
- 63.2 The Mayor noted that Brian was first elected in 2002 for Patcham Ward and stood down in 2015. Brian had a great passion for the City and was made an Honorary Alderman in July 2015. He was also a keen supporter of Neighbourhood Watch and an active Ward Councillor.
- 63.3 The Mayor then asked for a minute's silence as a mark of respect.
- 63.4 The Mayor thanked the Council and then stated that she was going to call on the Leader of the Council, Councillor Warren Morgan to make a statement on the King Alfred.
- 63.5 The Leader thanked the Mayor and stated that he was pleased to announce the award of a £15m grant for the development of the King Alfred Leisure Centre, which would provide much needed regeneration to the area and an additional 550 new homes. He wished to thank the officers involved and the Members of the Project Board, and especially wished to highlight the work of Mark Jago, City Regeneration Programme Manager who had made a significant contribution to securing the £265m project. It was hoped that a planning application would be submitted by the end of the year.

64 TO RECEIVE PETITIONS AND E-PETITIONS.

- 64.1 The Mayor invited the submission of petitions from councillors and members of the public. She reminded the Council that petitions would be referred to the appropriate decision-making body without debate and the person presenting the petition would be invited to attend the meeting to which the petition was referred.
- 64.2 The Mayor invited Mr. Chapman to present his petition calling for a tree plaque to commemorate Albion Legend, Charlie Webb. The Mayor noted that Mr. Chapman was not in attendance and stated that he would be contacted to see if he wished for the petition to be referred to the Environment, Transport & Sustainability Committee for consideration.

65 WRITTEN QUESTIONS FROM MEMBERS OF THE PUBLIC.

- 65.1 The Mayor reported that five written questions had been received from members of the public and invited Ms. Hugh-Jones to come forward and address the council.

65.2 Ms. Hugh-Jones thanked the Mayor and asked the following question; “Last month Amnesty published a report revealing that the Home Office uses immigration detention as a matter of routine, although detention causes serious harm to detainees and their families. Nowhere else in Europe locks people up without a time limit and we detain more people. One of the biggest detention centres, Brook House, is just half an hour from here at Gatwick. Many of our fellow residents live with the fear of the ‘dawn knock on the door’. As a City of Sanctuary will the Council endorse the ‘These Walls Must Fall’ campaign and demand an end to indefinite detention?”

65.3 Councillor Daniel replied; “Thank you for coming to highlight this important campaign to our council members. To sign up to this campaign we must agree with these three beliefs:

- 1) That the practice of indefinite detention for immigration purposes is an unacceptable breach of basic human rights, that it is an affront to some of our most important shared values robing people of the right to liberty, justice and dignity.
- 2) That the harm and injustice of the detention system, its direct impact on individuals and on our society, cannot be addressed by improvements to conditions or minor reforms to the way the system is operated.
- 3) That indefinite detention is a serious civil rights issue that must not be ignored. We have a responsibility to act and we will work to expose this injustice and bring an end to the practice of indefinite detention.

It is my belief that we should bring a motion before the Council to sign up to ‘These Walls Must Fall’ as other councils, notably Manchester but also echoing concerns of Councillors in Crawley, of the impact of the current way in which detention centres and that policy is implemented. For what it’s worth, in Manchester, the Labour Councillor who led this work was a former refugee who himself had been impacted by this very policy.

I would be proud to bring this motion forward to the next possible meeting of the Council and I will seek cross-party support from colleagues in this chamber in order to be able to do so.”

65.4 Ms. Hugh-Jones asked the following supplementary question; “Following the example of the City of Manchester will the Council declare that it believes that the UK’s immigration detention system is not fit for purpose and take all measures in its power to work with our MPs, the Local Government Association and other councils to reform the system and introduce alternatives to detention?”

65.5 Councillor Daniel replied; “I believe I agreed to do that in the first answer and that will come as a notice of motion should I get the support I require from other colleagues”.

65.6 The Mayor thanked Ms. Hugh-Jones for her questions and invited Mr. Hawtree to come forward and address the council.

- 65.7 Mr. Hawtree thanked the Mayor and asked the following question; “Could Councillor Daniel please tell us what steps have been taken to reinstate the mobile library, thank you?”
- 65.8 Councillor Daniel replied; “In my time as a Councillor there hasn't been a mobile library, and I had to do some research to find out what happened to this service. Imagine my surprise, when I found out that proposals to cut this service came through in the first year of the last administration, and that it was in fact cut by them. Even more surprising to me was that you actually served in that administration and were party to that decision being made. Described, and I'm sure most unfoundedly or mischievously, by the then MP for Hove Mike Weatherly as the ‘Dr Beeching of libraries’.

It was in fact your colleague, at that time Geoffrey Bowden, who actually cut this service describing it as ‘parked up like an unused aircraft carrier’. However as Larkin says ‘man hands on misery to man’ and as, the current administration, we are handed the pain of possibly unfortunate decisions of our predecessors and must deal with them. So I looked into the substantive reasons that the previous administration gave for the decision and it was the severe government cuts.

I'm sorry to inform you Mr. Hawtree, but that ‘the ghostly roll of drums’ remorselessly beat the measure of government cuts and we have significantly less funding now than we did when you were in administration. Were austerity to be reversed, I am sure that this service would be one that our administration would consider reinstating and I know it's much missed by residents.”

- 65.9 Mr. Hawtree asked the following supplementary question; “I'm very surprised that you haven't mentioned the point of that proposal was to keep visits to the housebound people who couldn't even get to a mobile library. The question that comes to mind, is why does your administration continue to inveigh against the closing of the mobile library, which was a proposal made by the Head of Libraries, but do not at all question the needless proposal made by the same officer to close the Carnegie Library?”
- 65.10 Councillor Daniel replied; “Politicians are responsible for policy decisions; they were in your time and they are in ours.”
- 65.11 The Mayor thanked Mr. Hawtree for his questions and invited Mr. Harper to come forward and address the council.
- 65.12 Mr. Harper thanked the Mayor and asked the following question; “At the Environment, Sustainability and Transport Committee meeting on 27 June 2017 Chair Councillor Mitchell welcomed the draft of changes proposed to Francis Street. Councillor Pete West suggested an update report be produced after 12 months but the Chair added that measures would be kept under review.
- Over six months have now passed and no changes have taken place the street remains unsafe after failing a stage 3 Road Safety Audit in September 2016. Why are the residents and other road users still awaiting the much-needed changes?”
- 65.13 Councillor Mitchell replied; “I do recall the Committee report on this matter from last year and the additional attention that officers and the developer were able to give then

to considering and proposing the changes within the street in order to address a number of issues that had been raised by residents. I understand that dialogue and feasibility work has since continued and has included a further evening meeting with a Council officer, residents and Councillor Greenbaum. That discussion resulted in the need to consider the implications of further options including the introduction of double yellow lines.

The consideration of those options by officers and Ward Councillors which took place after the summer holiday period were agreed and then shared with the developer. Regrettably that process did then slow during a period of staff shortage in the Development and Transport Assessment Team which has affected officer's capacity to maintain that momentum. Officers are now in receipt of a final draft plan that needs to be checked and if satisfactory will then enable the works to be arranged and progress relatively quickly. I have therefore requested that officers work with the developer to prioritise finalising these works in the next few weeks and provide Ward Councillors with regular update reports on the plans and their progress which they will then be able to share with you and your neighbours. I know that your Councillors especially Councillor Greenbaum are very keen to ensure that this final package of works is completed in order to deliver the improvements that have been discussed and agreed with yourselves and others."

- 65.14 Mr. Harper asked the following supplementary question; "After failing the stage 3 safety audit in September 2016 are the delays to the much-needed changes opening the Council up to be legally culpable to a civil lawsuit if there is a serious accident?"
- 65.15 Councillor Mitchell replied; "I would not expect any of the proposed changes being put forward by Transport Officers to be opening the Council up to a legal challenge of that type."
- 65.16 The Mayor thanked Mr. Harper for his questions and invited Ms. Garrett Gotch to come forward and address the council.
- 65.17 Ms. Garrett Gotch thanked the Mayor and asked the following question; "Performance indicators such as cost, nightly usage and refusals have been requested as recently as the Housing Committee 17 January 2018 are not been provided yet. The Centre is one of a small part of services provided for those who are homeless and it's not yet known if it has been a successful or not. How can one welcome an initiative without looking at its achievements and why be self-congratulatory yet made no reference to other initiatives of the wider involvement of our community?"
- 65.18 Councillor Moonan replied; "The night shelter within the Brighton Centre has been operational since December 2017 and following agreement at the PR&G Committee on 20 January 2018 will now run until 11 March 2018. The allocated budget for this initiative is £135,000 but the final costings won't be clear until the Spring when the shelter has completed.

All 30 places are allocated after referral and risk assessment by St Mungo's and after negotiation with the client to ask if they would like to take up the space. Therefore under this definition there are no refusals. The shelter is not set up to take people straight off the street if they've not been through this referral and risk

assessment process as this wouldn't be safe for existing residents or staff. I hope I've interpreted your question in terms of refusals correctly there but if I haven't you can come back.

Nightly usage in January has been on average 24 people per night. The shortfall is due to a couple of reasons. Firstly, as was outlined in the PR&G paper the Brighton Centre was booked for a week in January and therefore we have to move the shelter to one of our local churches and that did cause a certain amount of disruption and confusion with the clients although a lot of work was done to support them in that move. Also some of the clients who have a space in the shelter choose not to attend every night and this is unpredictable and is in common with lots of night shelters around the country but most these people do come back.

As detailed in the PR&G report a full evaluation of the impact and effectiveness of the shelter will be presented back to PR&G committee in the summer and this evaluation will also be used to make an informed decision on future plans for the service and we do have money allocated in the Budget for next year should it be agreed on 22 February 2018.

As an Administration we do acknowledge and welcome the many initiatives that operate across the city to support rough sleepers. We really value the contributions of organisations and volunteers many of them are in this room. We don't mean to be self-congratulatory this is a very serious issue we have a lot of rough sleepers within the city. You're right the winter night shelter is a small part of a complex wide picture of support provided by us as a statutory sector, the voluntary community sector and individual volunteers."

- 65.19 Ms. Garrett Gotch asked the following supplementary question; "When are you going to engage and acknowledge the wider community such as Sussex Homeless Support Night Bus?"
- 65.20 Councillor Moonan replied; "As I hoped I indicated I do acknowledge it. I was just chatting to some of the organisers of the night bus just half an hour ago asking them how it's going, it sounds like it's a really positive initiative. It's one of many initiatives across the city from a wide range of voluntary groups."
- 65.21 The Mayor thanked Ms. Garrett Gotch for her questions and invited Mr. Deans to come forward and address the council.
- 65.22 Mr. Deans thanked the Mayor and asked the following question on behalf of Mr. Thomas who was unable to attend the meeting; "I submitted a question to the last Housing Committee meeting and the Chair refused to hear the question on the grounds that it was more relevant to another Committee. Part 8.9 of the constitution gives the protocol for public questions at Committees and there is no provision for such refusal. A question may be rejected if it's on a matter of which the Committee has no responsibility there is nothing else on relevance. Public questions are to hold a Committee to account. Will members agreed to examine the validity of the Chair's action to prevent them from hearing such questions?"

65.23 Councillor Meadows replied; “The way that the Council's Constitution is framed means that there is some overlap in the terms of reference of committees. The subject matter of your question ‘supported housing’ related to an issue where the policy lead and budget was held by another Committee, the Health and Wellbeing Board. Although the Housing Committee has responsibility for housing generally it is important that that issues or questions are dealt with by the most appropriate Committee or Board. Under the Council's Standing orders the power of the Chair to reject or not to take a question is not limited to situations where the Committee has no responsibility it also includes under paragraph 9.22 of Council procedure rules situations where the Chair having consulted with the Monitoring Officer considers the question to be inappropriate for any reason.

That particular Housing Committee was one where the Committee received a number of questions and as I said the subject matter of the question seemed to fall more naturally within the remit of another Committee; the Health and Wellbeing Board. It was therefore in my opinion entirely appropriate for myself to decide the way that I did. I think it's important that if you ask a question you receive a detailed response to that question and that is why I redirected it. The Council is committed to encouraging public participation in our democratic decision making processes and I am pleased to say that we get far more questions, deputations and petitions than most other comparable authorities however it is also important that the agenda is manageable and that issues are dealt with by the most appropriate Committee in the Council.”

65.24 Mr. Deans asked the following supplementary question; “I hope the Council have noticed that there has been an increase in public interest and involvement in the Committee meetings. This is mainly due to a number of issues in the city that are reaching crisis point, homelessness being one of them. I'd like to ask for assurance that the Council and the Councillors welcome the public interests in finding out more about what goes on within the Council and find answers directly rather than from second hand newspapers.”

65.25 Councillor Meadows replied; “Absolutely, we do encourage participation. However when questions are asked when you've taken a lot of time, trouble and effort not just to ask the question and submit it but sometimes to come to committee to ask that question publicly. I believe that it is really important that you get an adequate and proper response and a detailed response to that question and therefore sometimes, in the effort to be helpful, we direct them to the most appropriate Committee.”

65.26 The Mayor thanked Mr. Deans for his questions and noted that concluded the item.

66 DEPUTATIONS FROM MEMBERS OF THE PUBLIC.

66.1 The Mayor reported that one deputation had been received from a member of the public and invited Ms. Ashton as the spokesperson for the deputation to come forward and address the council.

66.2 Ms. Ashton thanked the Mayor and stated that, “I have outlined everything in my deputation concerning the cancellation of Brighton and Hove night buses and it's clear that I, my 9 year old son and the 10,000 plus people who signed the petition so far

feel quite strongly about this for our vibrant progressive city. May I have your response please?”

- 66.3 Councillor Mitchell replied, “I think any reduction to the current level of bus service provision in the city is to be regretted. Some of the concerns that you have outlined in your deputation coming here today were raised directly with the bus company responsible for the night buses at the Brighton and Hove Bus Watch meeting two weeks ago that I attended where the bus company said that it would keep its decision under review. This is of course a matter for the bus company and it is right that your petition is being presented to them. However, I will be very pleased to receive your deputation at the next Environment, Transport & Sustainability Committee meeting in March.
- 66.4 The Mayor thanked Ms. Ashton for attending the meeting and speaking on behalf of the deputation. She explained that the points had been noted and the deputation would be referred to the Environment, Transport & Sustainability Committee for consideration. The persons forming the deputation would be invited to attend the meeting and would be informed subsequently of any action to be taken or proposed in relation to the matter set out in the deputation.

67 PETITIONS FOR COUNCIL DEBATE

- 67.1 The Mayor stated that where a petition secured 1,250 or more signatures it could be debated at the council meeting. She had been made aware of one such petition which related to the provision of homeless shelters in the city. She also noted that there was an amendment to the covering report’s recommendation from the Green Group.
- 67.2 The Mayor also noted that there was a Notice of Motion, Item, 72(2) on the agenda which related to the same subject, and she was therefore minded to take the item at the same time and to have one debate on the issue.
- 67.3 The Mayor then invited Mr. Hadman as the lead petitioner to present the petition.
- 67.4 Mr. Hadman thanked the Mayor and confirmed that the petition had 5,511 signatures and noted that this was more than the previous petition he had brought to the council last April. He believed that there was a need to address the situation of homelessness and rough sleeping in the city and noted that the Council’s SWEP only operated in certain conditions and was not sufficient to resolve the matter. He questioned the lack of progress and noted there were a number of empty council properties that could be used as a night shelter. He also noted that the council had an objective to remove rough sleeping by 2020 and questioned how that target could be achieved. He suggested that the opening of the Brighton Centre as a temporary night shelter was not sufficient and more was needed to be done and hoped that this petition would result in action being taken.
- 67.5 Councillor Moonan thanked Mr. Hadman for the petition and stated that the opening of the Brighton Centre had been a cross-party initiative, which she believed was appropriate and was working well. She wished to thank the officers involved and all those who had volunteered to help make it operational. She also noted that councillors were looking to secure funding to enable a night shelter to be provided permanently

and that resources had been identified in the Budget which was due to be considered on the 22nd February. She stated that SWEP took into account certain factors and it was difficult to predict the severity of the weather when planning ahead for the year. She stated that the Administration had prioritised the issue of rough sleeping and the Rough Sleeping Strategy was in place and beginning to take effect; to date 1,300 people had been helped to get off the streets; although it was recognised that numbers may increase.

- 67.6 Councillor Gibson moved an amendment on behalf of the Green Group requesting that a report be brought to the Policy, Resources & Growth Committee to identify resources to help prevent homelessness. He stated that rough sleeping was a huge concern in the city and had to be prioritised and action taken. The situation was getting worse with 174 rough sleepers currently in the city. He welcomed the petition and the additional resources that had been identified in the budget; as well as the work being undertaken by voluntary organisations to help address the situation. He also believed that more needed to be done to provide temporary accommodation and that the previous cuts to supported accommodation should be reconsidered. There was a need to provide shelter for 365 days a year and not just on a temporary basis.
- 67.7 Councillor Druitt formally seconded the amendment and reserved his right to speak later in the debate.
- 67.8 Councillor Moonan then proposed the joint Notice of Motion as listed in the agenda on behalf of the 3 Groups represented on the Council. She stated that the opening of the Brighton Centre as a temporary night shelter had made a positive contribution; providing up to 30 beds in a safe environment. She wished to thank the staff involved and volunteers who had enabled it to open and prove to be a success.
- 67.9 Councillor Mears formally seconded the joint motion and stated that she was happy to support the Green Group's amendment. She also wished to thank Mr. Hadman for his efforts to highlight the issue of homelessness and rough sleeping. In regard to the overall situation, she felt that there were too many strategies and not enough information being given to committee on how available funding was being utilised.
- 67.10 Councillor Gibson also seconded the joint motion and stated that he believed the joint working to date had been positive and had made an important start by using a council building. He also felt that the council should look to work more closely with local communities which had also taken the initiative to support rough sleepers. There was a need to expand Housing First and have shelters open 365 days a year.
- 67.11 Councillor Meadows stated that it was a difficult situation and needed to be addressed. She welcomed the actions taken by residents within the city and felt that these needed to be part of a wider strategy, given that thirty plus people were arriving in the city every week.
- 67.12 Councillor Simson stated that at the last Audit & Standards Committee she had asked for information on hidden homelessness and been informed that there was no data available. She was concerned that this issue was not being addressed and was in effect a time bomb that could impact at any moment and needed to be taken into consideration.

- 67.13 Councillor Druitt stated that he wished to pay tribute to Mr. Hadman who should be an inspiration to everyone. There was a huge amount of voluntary support in the city and this needed to be harnessed and the council should work with those volunteers to improve what was on offer to help those on the streets. The Green Group amendment took account of the fact that homelessness was a year round situation and that needed to be recognised.
- 67.14 Councillor Bell noted that funding to assist with homelessness was available and hoped that all parties could work together to ensure it was used effectively.
- 67.15 Councillor Penn stated that there was a housing crisis in the city and more work was needed to address the impact of Welfare Reforms and rent levels in the city of homelessness was going to be addressed.
- 67.16 Councillor Wealls stated that there was a need to improve how the council responded to cases, he was aware of an instance where rough sleeping had been reported but it took several days before anyone attempted to go to speak to the people, who had moved on by that time. He felt that more work was needed to ensure those agencies commissioned to support rough sleeping were taking action and using resources effectively.
- 67.17 Councillor Moonan welcomed the comments and stated that whilst the Green Group amendment could be accepted, it had un-costed ideas and needed to account for the overall budgetary position of the council. It would have helped if the proposals could have been discussed as part of the budgetary process; however she hoped that this important matter could be addressed on a cross-party basis and for difficult decisions to be taken collectively.
- 67.18 The Mayor thanked Mr. Hadman for attending the meeting and presenting his petition; and noted that the Green Group's amendment had been accepted. She therefore put the recommendations as amended to the vote which were carried.
- 67.19 **RESOLVED:**
- (1) That the petition is noted and referred to the Policy, Resources & Growth Committee for consideration at its meeting on the 29th March 2018; and
 - (2) That a report addressing the issues in this petition be submitted to Policy, Resources & Growth Committee which identifies resources that can be made available through the budget-setting process to prevent homelessness through:
 - 365 day provision of accommodation for rough sleepers with appropriate support services to enable rough sleepers to make a permanent transition away from rough sleeping
 - Reversing the cut in the supply of supported accommodation for rough sleepers made in the summer of 2015

- Expanding the supply of properties for use by Housing First and other move-on accommodation by buying and/or leasing suitable properties
- Working more in partnership with community volunteers to support and expand community initiatives to prevent rough sleeping so that we can meet the Council's goal of 'No second night out'

67.20 The Mayor then put the following Notice of Motion to the vote:

This Council:

1. Recognises the positive contribution of the Brighton Centre Winter Night Shelter in providing rough sleepers with both a welcoming, safe and warm environment, and assistance with a variety of health, housing and other issues, over the cold winter months.
2. Congratulates volunteers and staff for their work on the project above and beyond the call of duty.
3. Resolves to work together on a cross-party basis to tackle budgetary and logistical issues so that projects such as these, that reduce rough sleeping, can continue in future years.

67.21 The Mayor confirmed that the motion had been carried unanimously.

68 CALL OVER FOR REPORTS OF COMMITTEES.

(a) Callover

68.1 The following items on the agenda were reserved for discussion:

- Item 71 - Neighbourhoods and Communities Portfolio – Proposed Field Officers Role Business Case.
- Item 72 - (A) Neighbourhoods, Communities and Housing – Leadership Structure – Exempt Categories 1, 2 & 3.

(b) Receipt and/or Approval of Reports

68.2 The Head of Democratic Services confirmed that Items 71 and 72(A) had been reserved for discussion. In view of Item 72(A) being called, he also sought agreement from the Council that in order to consider the item, it agreed to move into closed session as the item was confidential and would need to be taken in Part 2.

68.3 **RESOLVED:** That the press and public be excluded from the meeting during consideration of Item 72(A).

(c) Oral Questions from Members

68.4 The Mayor noted that there were no oral questions.

69 WRITTEN QUESTIONS FROM COUNCILLORS.

69.1 The Mayor reminded Council that written questions from Members and the replies from the appropriate Councillor were taken as read by reference to the list included in the addendum which had been circulated as detailed below:

(1) Councillor Littman

69.2 "Further to my Oral Question to you at Full Council in November, and my Written Question to you at Full Council in December; I'm afraid I am still unclear.

In November you said you were: "pretty proud to have raised our recycling levels to the highest rate ever from the 24% under your administration to the 29.1% now" In December I pointed out that annual recycling rates were never as low as 24% under the Green administration, and that they were higher than 29.1% in 2008/9.

You responded by saying: "The figure of 24% relates to Q4 for the year 2014/15 (actual rate 24.14%)." And "The 29.1% rate is the highest ever compared to those achieved by the previous two political administrations on leaving office"

In the first instance, you are comparing annual rates with quarterly rates, when it is clearly only valid to compare annual rates with annual rates. The only year in which the annual rate of recycling fell to 24.1% was your first year in charge of ETS; 2015/6.

In the second instance, you use 'ever' to mean, 'by comparison to two other instances', as opposed to its usual usage meaning. Do you acknowledge that in both cases your response could appear to be extremely misleading?

As noted, the rate of recycling which makes you feel 'pretty proud' is slightly lower than that achieved ten years ago. In the interim; the Green administration introduced initiatives capable of significantly boosting rates. Across the country, authorities which collect garden waste, have a second wheelie bin, and collect communal recycling, as we now do, thanks to the Green administration, are among the highest scorers. However, under the current administration, even given all these inherited advantages, Brighton and Hove still languishes near the bottom of the league. Can you explain why this is?

Further, on the question of garden waste recycling, how successful has it been? What percentage of the 29.1% you cited, is represented by the garden waste collection which our administration passed on to yours?"

Reply from Councillor Mitchell, Chair of the Environment, Transport & Sustainability Committee

69.3 "The previous response was correct and its context explained. The Labour Administration is working to increase the rate of recycling still further having inherited declining rates and declining customer satisfaction.

In July 2015, following the local elections in May that year, the Labour Administration presented a report to the Policy and Resources Committee proposing the introduction

of a new garden waste service. This was followed in October 2015 by a report to the Environment, Transport and Sustainability Committee seeking approval of the business case and the implementation of the new service.

The garden waste collection service is proving popular and currently has 7,000 customers. Of the current 29.1% recycling rate, 1.1% is represented by the garden waste collection scheme.”

(2) Councillor K. Norman

69.4 “There are currently a number of public highways mostly in residential areas within Brighton and Hove where vehicle hire companies use those highways to park numerous vehicles, mostly cars and vans that seriously affect the lives of many residents.

Can the Council provide information regarding the legality or otherwise of this process regarding the operation of a business and/or storage of vehicles in pursuit of a business on the public highway?”

Reply from Councillor Mitchell, Chair of the Environment, Transport & Sustainability Committee

69.5 “Commercial vehicles including vehicles belonging to hire companies are allowed to be parked on the public highway. As with any other vehicle, as long as they are legally parked, taxed and have the relevant insurance they can use the public highway. The council does not have any legal powers to prevent this type of vehicle parking. Both Trading Standards and the Police have looked into the legality of this practice and they too have found that no legislation is being breached.

When instances of this type of parking are reported the only course of action would be for the council to contact the company responsible, explain the residents’ concerns and appeal to their better nature.”

(3) Councillor Mac Cafferty

69.6 “Further to the unanimously supported Green Group motion on Single Use Plastics at November’s Full Council, can the Chair of the Policy Resources & Growth Committee please outline a full written timetable for the rollout of the actions the City Council intends to take including key decisions, committees and proposed budgets?”

Reply from Councillor Morgan, Leader of the Council

69.7 “Officers are currently consulting and investigating with all relevant teams and services in the council to develop a plan comprising short, medium and long term actions for reducing single use plastics (SUPs) and eliminating them where possible. This includes:

- An immediate piece of work with Procurement to review and identify in which contracts SUPs are most significant, and influence changes across our existing service provision as well as in future tendering processes;

- Working with the Outdoor Events team to identify the top 10 events to work with for running a plastic free trial;
- Support is also being provided by the Communications team for facilitating staff awareness and sharing of best practice.

There is also work underway through a partnership project under the Biosphere programme between BHCC Public Health, Sustainability Teams and Southern Water for targeting 20 large businesses/organisations/venues in the city to sign up to a water project for encouraging greater provision of tap water and elimination of plastic bottles.

The events work is a part of this Biosphere project. Officers are also closely liaising with the City's Plastic Free Pledge Campaign to get their support and expertise in the efforts the council are taking on this work. This is an opportunity to build upon and widen council support on litter reduction and plastic free initiatives happening across the city, nationally and internationally.

This work is helping to inform an initial report that will include a more detailed timeline of actions and any quick wins we can identify which will be brought to members at PRG in March 2018. This will then be followed up with a more comprehensive report at PRG in July 2018."

(4) Councillor Mac Cafferty

69.8 "In the wake of the damning National Audit Office report into Private Finance Initiative (PFI) deals can the Labour administration lead on Finance please outline:

- each outstanding PFI deal;
- the monetary value of the original deal;
- how much payment is outstanding;
- the date when each was signed;
- how many years are left in each deal;
- what the City Council's auditors say about each of the deals in terms of value for money; and
- what work, if any, has been done to reduce the monetary value of each deal and achieve greater value for money for the council taxpayer."

Reply from Councillor Hamilton, Deputy Chair (Finance) of the Policy, Resources & Growth Committee

69.9 "The table below contains the key information requested. Please note the second column is an estimate for 2017/18 and the final column actual payments to date.

| PFI Contract | PFI Credits received (annually) (£m) | Start Date | End Date | Total Unitary Payments from start to 2016/17 (£m) | 2017/18 Unitary Payment (£m) | Years left on contract | Estimated Payments remaining post 2017/18 (£m) |
|---------------------|---|-------------------|-----------------|--|-------------------------------------|-------------------------------|---|
| | | | | | | | |

| | | | | | | | |
|------------------------|----------------|------------|------------|---------|---------------|----|-----------|
| Joint Waste PFI Scheme | (1.498) | 01/04/2003 | 31/03/2033 | 124.579 | 12.441 | 15 | £223.202m |
| Jubilee Library | (1.505) | 30/11/2004 | 29/11/2029 | 27.429 | 2.519 | 12 | £34.498m |
| Schools PFI | (2.390) | 01/04/2003 | 31/03/2028 | 44.667 | 3.173 | 10 | £30.255m |
| Total | (5.393) | | | 196.675 | 18.133 | | £287.955m |

PFI credits are given from central government to the authority.

Unitary Payments represent the total amount paid to the PFI contractors (£196.675m) up to 31 March 2017. The council has received PFI grants (credits) of approx. £80m toward the funding of these payments. The remaining balance is funded by Council Tax and Business Rates.

In terms of independent validation, the annual audit conclusion from EY is that the council does have robust arrangements in place for securing VfM.

With regard to the specific contracts there is currently a review of all three being undertaken to look at options for improving the value of the contracts. Due to the availability of PFI Credits (Grant) and the terms of PFI contracts, refinancing with council funding (which would necessarily involve borrowing) is not normally a viable option. However, other elements of the contracts, including insurance cover, income and activity assumptions, performance penalties, and the specification of services, can be considered and as such are periodically reviewed.”

(5) Councillor Mac Cafferty

69.10 “The Chair of the House of Commons Health Select Committee, Dr Sarah Wollaston MP, has [written to](#) the Secretary of Health and Social Care asking him to

“delay the introduction of the new contract for Accountable Care Organisations until after the Health Committee has taken the opportunity to hear evidence on the issues around the introduction of accountable care models to the NHS.”

Can the Chair of the Health and Wellbeing Board please outline what, if any, discussions he has had with the Clinical Commissioning Group and other NHS partners in the city and region about Accountable Care Organisations in Brighton and Hove?”

Reply from Councillor Yates, Chair of the Health & Wellbeing Board

69.11 “I can confirm that no discussion has taken place between myself, as Chair of the Health and Wellbeing Board, the CCG or any other NHS organisation with respect to an Accountable Care Organisation in Brighton and Hove.”

(6) Councillor Mac Cafferty

- 69.12 “Hove Lawns are in a terrible state following a summer where they were overused from events and effective remediation work wasn’t carried out before the onset of winter. Can the Chair of the Tourism Development & Culture Committee outline when urgent remediation works will be carried out?”

Reply from Councillor Robins, Chair of the Tourism, Development & Culture Committee

- 69.13 “Hove Lawns are a well-used recreational area with a range of uses including events. In order to consider the elected member concerns a site visit will be arranged including officers from the Cityparks and Events Teams.

This will enable the areas of concern for the elected member to be identified and consideration given to whether such areas have been caused by events together with any reinstatement works required.”

(7) Councillor Mac Cafferty

- 69.14 “Further to the collapse of Carillion and several London councils taking provided services in-house again, can the administration’s finance lead outline any contracted and sub-contracted work that was performed by Carillion and what provision the City Council has made to ensure any work or services are not disrupted?”

Reply from Councillor Hamilton, Deputy Chair (Finance) of the Policy, Resources & Growth Committee

- 69.15 “The council has reviewed its exposure to Carillion. There are no direct contracts, and a single contract between Carillion and *your Energy Partnership*, of which Brighton & Hove is a member. However no payments have been made since 2013, and there is no further work planned.

As is stands, the council is not aware of services that will be disrupted, and market intelligence is monitored by the Procurement team on an ongoing basis to mitigate this risk.”

(8) Councillor Mac Cafferty

- 69.16 “Morgan Sindall took over a £160m contract on 5 January as the council’s principal contractor from Westridge Construction, given that Morgan Sindall has a number of project and joint ventures with Carillion can the administration identify if any of the contract involves Carillion and if an assessment has been done by the administration of any impact from the collapse of Carillion?”

Reply from Councillor Hamilton, Deputy Chair (Finance) of the Policy, Resources & Growth Committee

- 69.17 “The new Strategic Partnership is with Morgan Sindall only, and it was agreed in August 2017 with commencement in October. It concerns the supply of construction and major repair works for our commercial portfolio. The council only has a liability on

a project by project basis. The length of the contract is five years plus 2 years extension. Carillion were not previously involved.

Identifying company exposures to the Carillion collapse and other similar events is not straight forwards, as there is no immediate legal requirement to do so. In addition, such information may be commercially harmful to companies making disclosures. However the Procurement team are proactively concerned in obtaining market intelligence where possible. The Orbis Partnership arrangement supports this aim, given its wider reach.

At this stage there are no concerns to report.”

(9) Councillor Mac Cafferty

69.18 ““Laing O’Rourke was appointed as the lead contractor for the redevelopment of the hospital in December 2015. Given that Laing O’Rourke has filed its accounts late with Companies House raising concerns about its financial health what work is the administration doing to ensure the 3Ts is unaffected?”

Reply from Councillor Hamilton, Deputy Chair (Finance) of the Policy, Resources & Growth Committee

69.19 “The answer is similar to the previous one.

Identifying company exposures to the Carillion collapse and other similar events is not straight forwards, as there is no immediate legal requirement to do so. In addition, such information may be commercially harmful to companies making disclosures. However the Procurement team are proactively concerned in obtaining market intelligence where possible. The Orbis Partnership arrangement supports this aim, given its wider reach. In the case of Laing O’Rourke, the council’s work with health partners would heighten this intelligence.

At this stage there are no concerns to report.”

(10) Councillor Gibson

69.20 “**a)** Hanover and Elm Grove CPZ

Please can you provide as of the 1st of January:

- 1) The total number of permits issued for zones V and zone S?
- 2) The numbers of annual and of 3 month permits issued for each of zones v and S?
- 3) The total permit income paid to the council from permit fees for zones V and S up until 1st of January?
- 4) The total capital expenditure incurred on markings, signage and other works needed for implementation of the CPZ in zones V and S?
- 5) The total capital expenditure from other budgets headings spent at the same time as the CPZ (ie cycle racks)

b) If community groups and local residents are able to fundraise the money needed for a covered cycle storage facility (at no cost to the council) and have identified a suitable

location, can you confirm that, in the interests of supporting cycling with all the associated health benefits, the council will give the necessary permission to enable the facility to be installed? (subject to any consultation + planning that may be needed).

Reply from Councillor Mitchell, Chair of the Environment, Transport & Sustainability Committee

69.21 **“a) Hanover and Elm Grove CPZ**

The latest information we have available is as of the 1st December 2017:

- 1) The total number of permits issued for zones V and zone S?

Area V (Full scheme) – 2384 permits (2488 limit)

Area S (Light touch scheme) – 1791 permits issued (2288 limit)

- 2) The numbers of annual and of 3 month permits issued for each of zones V and S?

| | Zone V | Zone S |
|------------|--------|--------|
| Blue Badge | 52 | 70 |
| 3 Month | 337 | 0 |
| 6 Month | 0 | 388 |
| 1 Year | 1995 | 1333 |

- 3) The total permit income paid to the council from permit fees for zones V and S up until 1st of December?

Total = £317,087 (Includes business permit, resident permit income and visitor permits)

- 4) The total capital expenditure incurred on markings, signage and other works needed for implementation of the CPZ in zones V and S?

Total = £435,450

- 5) £26,370 from the Local Transport Plan’s Capital Programme

- (b)** Whilst we actively pursue opportunities for cycle facilities within new Controlled Parking Schemes including on and off carriageway pedal cycle parking spaces, the Council would be willing to work with local residents on the potential for covered cycle parking within CPZ’s.”

(11) Councillor Gibson

69.22 **“(a) Numbers accommodated in emergency and temporary accommodation**

For 2016/17, please can you provide the number of households that were housed by each provide by:

- i) Helgor Trading
ii) Baron Homes

- a) How much under the HRA borrowing cap was BHCC on 1st April 2016 and the 1st of April 2017?
- b) Financial modelling of new council homes

Please can you provide the figures for the estimated surplus/deficit over the 60 year financial modelling period (currently used-indicating for each scheme whether the most current assumptions have been made or those used previously) for:

- Aldwick Mews
- Brook Mead
- Darwell Court
- Flint Close
- Hobby Place
- Kite Place
- Pierre Close
- Preston Rd
- Robert Lodge (N)
- Robert Lodge (S)
- Lynchet Close
- Kensington St.

Reply from Councillor Meadows, Chair of the Housing & New Homes Committee

69.23 "a) i) Helgor Trading 322
 ii) Baron Homes 293

- a) As at 1/4/2016 the HRA total borrowing was £112.825m which is £44.014m below the borrowing cap of £156.839m.

As at 1/4/2017, the HRA total borrowing was £123.117m, £33.722m below the borrowing cap.

- b) These schemes were all considered and approved by the Housing & New Homes Committee taking into account the long term implications for the ring-fenced Housing Revenue Account including consideration of appropriate scheme costs and rent levels. A number of the schemes are now occupied by tenants with costs and rental streams being as anticipated.

Re-modelling the financial impact of new build schemes over 60 years is a significant piece of work and officers will therefore provide a written response to this question as soon as practicably possible."

(12) Councillor Deane

69.24 "Yet more months have slipped by since Surrey Street residents were assured that a solution was in hand to their daily and nightly suffering from taxis ranking outside their homes. However, nothing seems to have happened and the deplorable situation remains the same. Could Cllr Mitchell please provide an update on where things currently stand, and things have developed since the last update?"

Reply from Councillor Mitchell, Chair of the Environment, Transport & Sustainability Committee

- 69.25 “As has been reported previously, the wider station infrastructure project by Govia Thameslink Railway (GTR) to help alleviate the problems associated with taxis waiting in Surrey Street have been delayed.

However, council officers now understand that GTR’s plans have been advanced and the company may be in a position to share them. Officers are contacting GTR with the intention of setting up a meeting to hear about this progress, their plans and timescales to which you will be invited.”

(13) Councillor Deane

- 69.26 “Further to the report brought to Licensing Committee consistently stating 'no queuing', can the Chair of the Licensing Committee please provide an update on whether there has been any further monitoring of taxis in Surrey Street to coincide with busy periods such as the arrival of trains from London, and what action has been taken as a result? Can the Chair of Licensing Committee also confirm whether such monitoring can be carried out on a regular basis?”

Reply from Councillor O’Quinn, Chair of the Licensing Committee

- 69.27 “We acknowledge that Surrey St/Station is a difficult issue regarding traffic management and there are times when it is congested.

Taxi licensing and police officers have been monitoring Surrey St during their enforcement operations. Attached is a log (18.08-20.01.2018) of their findings and complaints received regarding Surrey St. In September 2017 we wrote to all Hackney Carriage Drivers warning drivers about illegal ranking and conduct and officers and police reported an improvement in the area.

Recently, the amount of enforcement activities have temporarily reduced due to two members of the taxi licensing team leaving but we are in the process of recruiting and hope to have a position filled in the next few weeks. As yet the officers have not targeted specific train arrivals but monitoring periods have been up to 30 minutes at a time so would have included times when trains arrived at Brighton station.

For information, our parking enforcement contractor (NFL) operator a 24hr answer machine service (tel. 0345 603 5469 option 2) and carry out enforcement work between 07.00Hrs and 00.00Hrs. A full team works from 07.00Hrs – 20.00Hrs and then a mobile patrol unit operators between 20.00Hrs – 00.00Hrs. They are contracted to attend within an hour of any call but if the complaint is about a city centre rank then CEOs (Civil Enforcement Officers) would be expected to attend well within that time.

We will continue to monitor the area as part of our enforcement work but the effectiveness of enforcement is short-term and limited to when officers can attend and powers available. It is acknowledged that a more long term solution is needed looking at the operation and location of the station “rank” and the road layout.

Surrey Street taxis monitoring 18.08.2017 to 20.01.18

| Day | Date | Time | Note | Photo |
|-------------------|------------|-------|---|---------|
| Friday | 18.08.2017 | 16.43 | No Queuing | Yes |
| Saturday | 06.09.2017 | 14.02 | No Queuing | Yes |
| Saturday | 09.09.2017 | 02.27 | Taxis in bus stop after station closed. No Queuing in Surrey Street | Yes x 2 |
| Saturday | 09.09.2017 | 21.41 | No Queuing | Yes |
| Wednesday | 13.09.2017 | 20.45 | No Queuing | No |
| Wednesday | 13.09.2017 | 20.07 | No Queuing | No |
| Wednesday | 13.09.2017 | 22.34 | No Queuing | No |
| Friday | 15.09.2017 | 16.15 | No Queuing | No |
| Friday | 22.09.2017 | 16.15 | Queueing behind bus | Yes |
| Friday | 22.09.2017 | 22.41 | 4 x HC pullover traffic able to pass | No |
| Friday | 22.09.2017 | 23.58 | No Queuing | No |
| Saturday | 23.09.2017 | 02.09 | Taxis in bus stop after station closed. No Queuing in Surrey Street | Yes x 2 |
| Saturday | 23.09.2017 | 21.15 | No Queuing | No |
| Saturday (police) | 18.11.2017 | 21.30 | Clear | No |
| Sunday (police) | 19.11.2017 | 21.30 | Clear | No |

| Location | Date | Time | Observation / Action |
|----------|------------|----------|--|
| Saturday | 13.01.2018 | 17.57hrs | 4 HC waiting in Surrey Street. Asked to drive around area until able to enter station. Observed area for 25 mins no further HC vehicles waited in area. Observed 2 Buses block road to traffic whilst no HC in Surrey Street. Mike Spoke to resident who had been in contact with Cllr. Dean and talked through the problems that the change to Surrey Street has caused by making it one way street etc. Resident was happy that we out and that we were monitoring the situation she is going to be in contact with councillor to raise suggestions |

| | | | |
|----------|------------|-------|---|
| Saturday | 20.01.2018 | 13.55 | Road Clear |
| | Monitoring | 14.01 | Queuing traffic caused by traffic lights |
| | 13.55 to | 14.03 | Queuing traffic caused by traffic lights |
| | 14.25 | 14.15 | 2 HC's advised to keep driving round until there is space in the station |
| | | 14.17 | Road blocked by Police Van parking at top of road and bus at bus stop. Cleared 14.20. Police Van remained causing obstruction |

Surrey Street Service Requests (Complaints)

| Date | Subject | Investigating Team |
|------------|---|--------------------------|
| 30.10.2012 | AQ Advice | Environmental Protection |
| 26.06.2015 | Noise from Taxis from 9pm to 3/4am Drivers talking to each other, radio playing | Environmental Protection |
| 24.09.2015 | Councillor complaint – Environmental issues regarding Taxis | Taxis Licensing |
| 26.02.2016 | Concerns regarding pollution caused by taxis | Environmental Protection |
| 29.07.2016 | Taxis and AQ monitoring for Cllrs. | Environmental Protection |
| 09.08.2016 | Taxis and pollution around station | Environmental Protection |
| 20.10.2016 | Councillor Complaint re 58 Surrey Street | Environmental Protection |
| 14.03.2017 | ETS committee 14.03.17 Surrey Street AQ | Environmental Protection |

70 ORAL QUESTIONS FROM COUNCILLORS

70.1 The Mayor noted that 11 oral questions had been received and that 30 minutes were set aside for the duration of the item. She then invited Councillor Mac Cafferty to put his question to Councillor Mitchell.

(1) Councillor Mac Cafferty – City Clean

70.2 Councillor Mac Cafferty asked the following question “Yet again I’m having to bring another question about tagging and graffiti to full council because of the inaction of the Labour administration on the issue. Many residents have suggested many things to me about how we move forward on this issue from alarms on scaffolding right through to tougher fines which might actually work to stop taggers and graffiti so called artists. So why is it that Brighton & Hove don't respond to the DEFRA review of fixed penalty notices for environmental offences in April 2017 which said very clearly of the majority of the authorities that responded, that was 87%, agreed that fixed penalties for graffiti should be increased?”

70.3 Councillor Mitchell replied, “The policy in relation to graffiti and tagging removal has not changed since your administration. The Council does not remove graffiti or tagging from private property. The costs would be absolutely enormous and then you have to take into consideration all of the insurance implications that would also have to be applied. We do remove offensive graffiti as quickly as possible.

In relation to extending the enforcement for tagging, of course the perpetrators would have to be caught and that is a provision for the police. It is the police's duty to catch those perpetrators and to attach any punishments to that where necessary.”

- 70.4 Councillor Mac Cafferty asked the following supplementary question, “When is Councillor Mitchel going to finally accept that her Labour administration has cut CityClean too hard and too fast?”
- 70.5 Councillor Mitchell replied, “City Environmental Services have been under significant pressure having made huge savings. CityClean’s value for money has improved with costs per household going down and improved benchmarking against other authorities but this has not come without challenge to staff and the service.

A modernisation programme has started in order to settle and provide a sustainable future for the service in the face of continuing reductions to council budgets, increases in customer demand and an expanding service offer to residents. The modernisation programme follows a full review of the service with the objective of further improving them and access to them by residents by taking a whole system approach that is also being applied to the several projects currently underway or being planned.”

(2) Councillor Hyde – Housing Stock Maintenance

- 70.6 Councillor Hyde asked the following question, “Just prior to Christmas I decided to take a different bus home to Rottingdean rather than the coast road so that I could see all the Christmas trees in people's homes and thoroughly enjoyable it was to. The bus took me through the Craven Vale estate and I was disturbed to see the appalling condition of the flats in Craven Vale, known as Queensway. Especially taking into account they are in East Brighton Ward, which is the Ward of the Leader of the Council Councillor Warren Morgan and the Deputy Leader of the Council Councillor Gill Mitchell. My question is why have these homes been permitted to deteriorate to such a deplorable state of disrepair and why have they not been maintained on the planned maintenance rolling programme?”
- 70.7 Councillor Meadows replied, “With regards to the house maintenance programme, that is driven essentially by the Housing Asset Management Strategy, which tenants and Councillors look at and agree at the Housing & New homes Committee and that was agreed in 2016. So if you have a particular issue around part of that management structure I’m sure your colleague Councillor Mears will be happy to take that to the Housing & New Homes Committee.”
- 70.8 Councillor Hyde asked the following supplementary question, “Is Councillor Meadows embarrassed that her administration has failed with the maintenance of council homes in which residents of Brighton and Hove have to live?”
- 70.9 Councillor Meadows replied, “I am happy that our tenants have got a decent homes standard that was set by the Conservatives actually back when they were around. The flats have new roofs, new central heating, new windows, new doors, programmes decided and agreed with tenants. If you have an issue with that I’m sure Councillor Mears will be happy to speak to a few tenants to see if they have any issues with the way their homes are being managed.”

(3) Councillor Page – Changes to Bus Timetables

70.10 “Councillor Page asked the following question “With the January bus changes there are less buses now and we had a deputation about night buses and then it's not just the deputation its Bus Watch as well and the 10,000 people whose petition has perhaps been steered to the bus company not here, I don't know, but 10,000 petitioners who feel that the night buses had been cut too far, Buswatch certainly feels that way.

My question to Councillor Mitchell is; does she feel as a Councillor that we can have some influence on the bus company even if as she says it's a matter for them as they're a private company?”

70.11 Councillor Mitchell replied, “We certainly as a Council can have influence on the bus companies and of course we do work closely with all bus operators via the Quality Bus Partnership and indeed the very valuable Buswatch meetings that you have just mentioned and I do say again that any reduction in the current level of bus services in the city is indeed a matter for regret. This was discussed at the Buswatch meeting and further than that I'm afraid this is a matter for the bus company, who as I understand made this decision on commercial grounds. They have said that they will keep that decision under review.”

70.12 Councillor Page asked the following supplementary question “So do I take it that as a Ward Councillor, in East Brighton, Councillor Mitchell has done nothing really about the cuts to the night Bus Service which is now not going to East Brighton at all; the N1 and indeed the 21A which has gone down to once an hour to North Whitehawk when it was half hourly. Has she nothing on these things as a Ward Councillor?”

70.13 Councillor Mitchell replied, “As I said in my previous answer I have been meeting and discussing with bus company officials the reasons for these changes to their timetables and I have put forward the views and the concerns on behalf of my constituents. The night bus number 7 will still run through East Brighton Ward. The last bus that is part of the regular network will go to Whitehawk at 1am. I do appreciate that it will inconvenience some people who wished to take a bus later than that. In relation to the number 21 I am currently discussing that very issue. I understand that regrettable cut to service and the bus does still run but in some parts of its route it's frequency has been reduced. That was in order to maintain the viability of the whole of the 21 service.”

(4) Councillor Bell – Leaseholder Engagement

70.14 Councillor Bell asked the following question, “How is the engagement with leaseholders conducted?”

70.15 Councillor Meadows replied, “I'm happy to explain how leaseholders are recognised and how our consultations are dealt with. Leaseholders receive six monthly service charge update newsletters and there is a leaseholders advice line, handbook, website page, formal works consultation and lots of other means, including a well-publicised leaseholder dispute procedure which I detailed in some length at a previous meeting so I won't do that again.

On a more collective level leaseholders can seek the Council's recognition for tenants associations they form under section 29 of the Landlord and Tenant Act 1985. We've set up and recognised the Leaseholders Action Group which has an Annual General Meeting along with quarterly meetings attended by officers. Last year we initiated a Councillor's Working Group for leaseholders organising a workshop with Councillors, leaseholders and officers to take forward improvements in communication, customer service and involvement with major works projects in a committee report setting out key aspects of the Council's relationship with leaseholders. In addition to this, this later Labour administration has put extra resources into the budget for extra staff to enable leaseholder consultation to be more meaningful as we feel that is so important and we hope that we will get support from other parties on that."

- 70.16 Councillor Bell asked the following supplementary question, "In my own ward I requested a list of planned maintenance works in leasehold properties on all sides of engagements and I have been told that it is not available for me to have a copy and both myself and Councillor Simson would obviously like to bring that when we go to our tenants and residents' meeting. I also have a situation where there are certain leaseholders who cannot afford the payments and the monies which they have been told that they have got to pay for works which are carried out on their properties. I would like to know how we engage with these people, who find themselves leaseholders, and obviously put themselves at great risk to buy their homes when they are in a situation where they cannot pay the amount of money that being charged for works. What is the Council and the administration doing to aid these people because it is causing a lot of stress and a lot of concern for them?"
- 70.17 Councillor Meadows replied, "There is a list of planned maintenance or blocks with leaseholders within those blocks that you're looking for and we can get that to you. When you talk about leaseholders being unable to pay, you're right it is a very big expense for many resident leaseholders in the city and that is why we have around eight different payment types of which officers can sit with those residents leaseholders to work through which would be the best one for them. Obviously when you buy your own property you need to be able to maintain that property and leaseholders unfortunately may not always understand the expenses that may be due on the entire block and that they have but we have eight different ways to support them with that.

With leaseholders who are landlords it is a slightly different issue as I'm pretty sure those landlords are not charging affordable rents in any sense of the word so I'm sure that the way that they can increase their mortgage or find other ways of finding that money is possible."

(5) Councillor West - Litter

- 70.18 "Councillor West asked the following question, "Over the past three years the Labour party has been in charge of the Council of the City and the litter in our streets and open spaces have been getting steadily worse and worse in some areas and East Brighton is a prime example the unkempt appearance which adds to a feeling of reducing safety. As a visitor and tourist destination we must all be very

concerned about the appearance of the city. Is Councillor Mitchell content with the drifts of debris that swirl about people's feet under Labour?"

70.19 Councillor Mitchell replied, "I hardly recognise my own ward from the picture being painted. I live and work in East Brighton and I do not walk through piles of swirling litter, I can assure you. People that speak to me actually say they feel that the city is looking cleaner and better cared for since Labour has been taking a more proactive approach to cleaning it up. We operate to all of the good requirements within the Environmental Protection Act and, in addition, as you know we continue to run our education campaigns that have significantly increased our engagement with the public and local businesses. For information we are now contacting all of the groups and businesses that we work with regularly in relation to starting the Great British spring clean from 2-4 March 2018 and I look forward to your participation in East Brighton."

70.20 Councillor West asked the following supplementary question, "When we've been speaking to people we certainly get different responses than Councillor Mitchell. When the Labour party campaigned so vigorously in 2015 they promised to get the basics right.

Would Councillor Mitchell agree with me that the voters were deceived by Labour on this? When it comes to litter now polluting our city Labour clearly haven't got the basics right. Will Councillor Mitchell agree the CityClean budget has been cut too far and pledge now to give CityClean increased funding?"

70.21 Councillor Mitchell replied, "No I will not agree with you on that point. When we came in as an administration in May 2015 we inherited severely declining customer satisfaction in relation to the way that you had run environmental services. In relation to managing on a tight budget I would refer you to the answer that I gave to your colleague Councillor Mac Cafferty. The management programme is now in place to support the service."

(6) Councillor Wares – Sustainable Transport

70.22 "Councillor Wares asked the following question, "When we are rightly so keen on having sustainable transport in the city wards such as Patcham, Hangleton and Knoll, and Portslade and others do not benefit from the bike share scheme or the car club as those living in central wards do. Why are these area always excluded as the forgotten suburbs; the arc of neglect?"

70.23 Councillor Mitchell replied, "I very much hope that in due course the bike share scheme can be extended further out to the outreaches of the city. I am meeting with the operators tomorrow and the Local Enterprise Partnership and I will take great pleasure in raising this issue on behalf of Councillor Wares."

70.24 Councillor Wares asked the following supplementary question, "I'm grateful actually for that answer Councillor Mitchell and as the saying goes 'build it and they will come'. If we truly want sustainable transport we need to start investing in these areas and providing these facilities which that will create the demand. Let's not be in a position to

blame our population for not participating and I'm grateful that you will speak with these organisations. Perhaps in those conversations we can commission officers to actually come up with some details of when we might see these facilities in these areas and when they will be available for our residents."

70.25 Councillor Mitchell replied, "I will be very pleased to feed back to Councillor Wares the results of my discussions."

(7) Councillor Sykes – Our City Environment and Council Cuts

70.26 Councillor Sykes asked the following question "I was very pleased recently to receive January's newsletter from Hove Civic Society and it reported a public meeting in October last year where Councillor Mitchell was in attendance and the state of our city environment was discussed. Councillor Mitchell was reported in the newsletter as stating that there would not be more cuts to the environmental budget. In the budget papers we've seen savings in environmental and budget of about £1/2 million of which at least £300,000 are actual cuts to services. Will Councillor Mitchell apologise to Hove Civic Society for misleading them?"

70.27 Councillor Mitchell replied, "My comments to the Hove Civic Society did indeed relate to the percentage of cuts that City Environmental Services have had to take over the previous two years. My comments were that we are not in a position to take much more and I do absolutely believe that to be the case. Therefore, in a forthcoming budget we are not taking the amount of cuts that we've taken in the past and I refer you to my previous response to Councillor Mac Cafferty regarding the management programme."

70.28 Councillor Sykes asked the following supplementary question, "I am not entirely satisfied with that response and I put it to Councillor Mitchell that when it comes to getting the basics right for the Labour Group these critical basics seem to be saying one thing and doing the opposite, taking credit where it's not necessarily merited, and avoiding blame and responsibility, three you're doing very well. Would Councillor Mitchell agree?"

70.29 Councillor Mitchell replied, "No."

(8) Councillor C. Theobald – Horsdean Recreation Ground

70.30 Councillor C. Theobald asked the following question, "Why it is taking the Council so long to process the paperwork to enable Horsdean Cricket and Football Clubs to take on the lease that will enable them to improve the clubhouse? It will also reduce the burden on the Council and will enable them to access outside money for improvements to benefit the wider community, especially the youth who want to play sport."

70.31 Councillor Mitchell replied, "The draft lease has been agreed on most points. One outstanding point in relation to some metal sheds behind the pavilion, which the cricket club has installed, and permissions are awaited in relation to those. Also before the lease can be signed the Council needs to receive the permission certificate from the fields in trust and this has been applied for."

- 70.32 Councillor C. Theobald asked the following supplementary question, "This has been going on for six years and I don't know why it has taken so long. I don't know if these clubs know what has been said by Councillor Mitchell, whether they know that these extra things need to happen so I think this matter needs to be closed with some urgency so work can start this summer."
- 70.33 Councillor Mitchell replied, "I do hope matter will be brought to a conclusion before this summer. If Councillor Theobald would like any more information she's very welcome to contact the relevant officers who I'm sure will provide her with it."

(9) Councillor Gibson – HRA Capital Programme

- 70.34 Councillor Gibson asked the following question, "We've had quite a bit of discussion about the one in 69 people who are homeless in the city and we've had quite a lot of talk about the borrowing cap being imposed and how unfair that is. This question relates to councils that do not use the borrowing cap that they've been allowed by government because there are two sides to it.

So it is a city with a desperate need for affordable housing, given that in April 2017 our HRA borrowing stood at £123 million and yet the borrowing cap is a £157 million so we were a massive £34 million underneath the borrowing cap. I completely support calls to lift the borrowing cap but we've got to use it in the first place. I believe that we should be using it and I think some of your Labour colleagues believed that we should be using this unused borrowing that is available to meet the desperate housing need that we have all spoken about in the city. My question is very simple, will you be supporting Green calls to use more available borrowing in the HRA capital budget for next year?"

- 70.35 Councillor Meadows replied, "The HRA capital investment programme which the borrowing cap relates to has an increased budget for fire safety and other health and safety projects, a continued investment in energy reduction and efficiency, funding for the buyback policy to buy back those homes lost under the Right to Buy. All these programmes plus our housing and new build projects all those projects in the pipeline will take us up to that borrowing cap. This is why we are so insistent that our officers and the Council and other councils around the country are lobbying the government because we want that cap raised. We want to build more properties. Taking money out from the borrowing cap and expecting to make houses that quickly is unrealistic, capacity needs to be built and there needs a policy behind it to enable those officers to work appropriately. That money will be spent in full and we will not have any spare which is why we are lobbying so hard."
- 70.36 Councillor Gibson asked the following supplementary question, "According to the projections that I have seen by the time of the next elections it is anticipated that we will still be about £7-8 million under the borrowing cap. So we're not really trying hard enough and that in my view is optimistic. I agree that there is an issue about capacity but we can use resources to increase the capacity, we need to be acting now. Do you agree that it would be a tragedy if we are not allowed to increase our borrowing cap simply because we have failed to spend the cap that we've been allowed already?"
- 70.37 Councillor Meadows replied, "We will reach the borrowing cap, we will not be underspending; however, if I had greater support across the Chamber from the other

two parties when making decisions on building more affordable housing for the city we won't be spending money in a far greater commitment. I find it unusual to think that the government would take back any underspends in our Housing Revenue account capital spend. It will never happen."

(10) Councillor Mears – Able & Willing

- 70.38 "Councillor Mears asked the following question, "Following on from their contract with the city set out in the 2015 Labour manifesto, can the Leader of the Council or his spokesperson confirm that this Administration has actively procured work from Able and Willing?"
- 70.39 Councillor Chapman replied, "The Administration has supported Able and Willing and will continue to do so. We will review all the responses to the recent consultation at the next Children, Young People & Skills Committee and look at the right way forward for Able and Willing and how we can best support it."
- 70.40 Councillor Mears asked the following supplementary question, "Private businesses procure from Able and Willing and inform me they are really happy with the quality of the products that they procure. Can the Leader of the Council or the spokesperson reassure the Council that the welfare of staff at Able and Willing will be protected by this Administration and they are not just used to bolster Print & Design. Previous Administrations have taken their role of protecting Able and Willing very seriously. Will this Administration give the same reassurance to the Council meeting today?"
- 70.41 Councillor Chapman replied, "Yes and yes."

(11) Councillor Deane – Facilities in Library Buildings

- 70.42 Councillor Deane asked the following question, "I noticed that in Jubilee Library the row of 4 or 5 of hand basins and hand-dryers have been replaced as three integrated hole in the wall affairs. Given that hand basins generally last pretty much forever, can you please tell me why this was considered necessary?"
- 70.43 Councillor Daniel replied, "I can't tell you that and I will reply to you in writing and copy in the other Councillors in the chambers so everyone has the same response. I'm sorry I wasn't aware of it."
- 70.44 Councillor Deane asked the following supplementary question, "Could you honestly say that in a time of cost-cutting when libraries themselves are under threat with increasingly empty shelves is it money well spent and could you please provide the cost of these replacements in this library and any others across the city?"
- 70.45 Councillor Daniel replied, "Without the facts in front of me I can't possible comment on whether that was a good or bad use of money."

Note:

- 70.46 The Mayor then adjourned the meeting at 6.20pm for a refreshment break.

70.47 The Mayor reconvened the meeting at 7.00pm.

71 NEIGHBOURHOODS AND COMMUNITIES PORTFOLIO - PROPOSED FIELD OFFICER ROLE BUSINESS CASE

71.1 Councillor West stated that he had asked for the report to be referred to the Council to ensure that all Members were aware of the proposals and identifiable risks to delivery. He was concerned that there were risks associated with IT and public expectations which meant that it was a flawed scheme. The risks listed in the risk log had not been fully addressed or mitigated against and no risk assessment in relation to the use of tablet devices. He did not believe that the filed officer role had been fully explained and noted that the trade unions had reservations.

71.2 Councillor A. Norman stated that she supported the idea of field officers and noted that all Members had lists of issues that occurred in their neighbourhoods along with concerns of residents which could be dealt with by the field officers. The report had been discussed fully at committee and she felt that the scheme needed to be supported and trailed.

71.3 Councillor Daniel noted the comments and stated that she disagreed with Councillor West and welcomed the cross-party support for the filed officers. She believed it would provide a service for local communities and enable matters to be addressed and support Members with issues that were raised in their wards. The new service would be operating seven days a week and she hoped would build community relations across the city. She therefore commended the report to the council.

71.4 The Mayor noted that the report had been referred for information and therefore moved that it be noted.

71.5 **RESOLVED:** That the report be noted.

72 THE FOLLOWING NOTICES OF MOTION HAVE BEEN SUBMITTED BY MEMBERS FOR CONSIDERATION:

(1) Mental Health Service

72.1 The Notice of Motion as listed in the agenda was proposed by Councillor Penn on behalf of the Labour & Co-operative Group and seconded by Allen.

72.2 Councillor Taylor moved an amendment on behalf of the Conservative Group which was seconded by Councillor Brown.

72.3 The Mayor noted that the Conservative amendment had been accepted by Councillor Penn and put it to the vote which was carried unanimously.

72.4 The Mayor then put the following substantive motion as amended to the vote:

This council requests the Chief Executive to write to the respective Leaders of all Parliamentary Political Parties requesting that a working group is established to

challenge Mental Health service delivery through the NHS and work together to improve the situation that would include:-

- Ensuring services are fully funded and fit for purpose, so that parity of esteem can be achieved, and that people can be treated locally wherever possible so that they can be supported by their families, carers and voluntary services.
- Ending the fragmentation of services and ensure there are clear pathways to treatment and counselling regardless of level of need.
- Ensuring that everyone experiencing a mental health crisis is given prompt and appropriate treatment.
- Guaranteeing everyone detained under S136 of the Mental Health Act is taken to an appropriate and best place for the individual.

That this Council also recognises that Government funding on mental health services for the CCGs has increased by £573 million and that the Government pilot scheme grant in 2015 to Brighton and Hove City Council to improve mental health in children in schools has had positive results in diverting referrals away from CAHMS.

72.5 The Mayor confirmed that the motion had been carried unanimously.

(2) Brighton Centre Winter Night Shelter

72.6 The Mayor noted that the item had been taken in conjunction with Item 67 on the agenda and had been carried.

(3) Scrap the Fee

72.7 The Notice of Motion as listed in the agenda was proposed by Councillor Hill on behalf of the Labour & Co-operative Group and seconded by Cattell.

72.8 The Mayor then put the following motion to the vote:

This council resolves to support the Scrap the Fee campaign by:

- Calling on the Secretary of State for Health to scrap the unfair and unjust fee which GPs are currently permitted to charge for letters needed for legal aid applications in cases of domestic violence, by for example bringing this service under the NHS contract;
- Calling on Brighton and Hove CCG to request local GPs as a voluntary measure not to charge fees for letters needed for legal aid applications in cases of domestic violence.

72.9 Mayor confirmed that the motion had been carried unanimously.

(4) Resetting the Council's Relationship with the Trade Unions

72.10 The Notice of Motion as listed in the agenda was proposed by Councillor Janio on behalf of the Conservative Group and seconded by Wealls.

72.11 Councillor Hamilton moved an amendment on behalf of the Labour & Co-operative Group which was seconded by Councillor Mitchell.

72.12 The Mayor noted that the Labour amendment had not been accepted by Councillor Janio and put it to the vote which was carried by 29 votes to 19.

72.13 The Mayor then put the following substantive motion as amended to the vote:

This Council calls on the Chief Executive to:

- 1 Continue to demonstrate through current work on the People Plan that the most valuable resource of this Council is its workforce;
- 2 Note the extremely negative impact of austerity on all public sector workers including council staff, with knock-on impact to many people including workplace representatives, and which should be addressed by sufficient funding for public services;
- 3 Note that the LGA Peer Review indicated that the Council's relationship with the Trades Unions is dysfunctional;
- 4 Note that the LGA Peer Review called for external facilitation to be brought in to enable a 're-set' to take place;
- 5 Note the concern of the trades unions expressed during the recent consultation process for The Royal Pavilion and Museums Trust Arrangements;
- 6 Note positive steps taken towards an improved relationship through the written Trades Union Recognition Agreement;
- 7 In agreement with the trade unions, confirm other appropriate steps that might be explored with the aim of having the best possible working relationship despite the impact of austerity.

72.14 The Mayor confirmed that the motion had been carried by 29 votes to 19.

(5) Women's Suffrage

72.15 The Notice of Motion as listed in the agenda was proposed by Councillor Hyde on behalf of the Conservative Group and seconded by Simson.

72.16 The Mayor then put the following motion to the vote:

This Council resolves to:

Call on the Chief Executive to bring a report to the next Policy, Resources & Growth Committee with details of all the events planned in the City to celebrate the centenary of Women's Suffrage.

72.17 The Mayor confirmed that the motion had been carried unanimously.

(6) County Lines

72.18 The joint Notice of Motion as listed in the agenda was proposed by Councillor Daniel on behalf of the Labour & Co-operative Group and the Conservative Group and seconded by Miller.

72.19 The Mayor then put the following motion to the vote.

This council resolves to ask the Chief Executive to write to the Home Secretary, the Secretary of State for Housing, Communities and Local Government and the Secretary

of State for Education, requesting that the government develops a national strategy to address the issue of County Lines, which would:

- provide clear and effective national support for work being put together at a local level
- facilitate working across local authority boundaries, for example the need to track perpetrators and children across boundaries,
- address the need for ongoing support for young people and families that are affected
- provide guidance on timeliness of interviewing young people who have been found after having been notified as missing
- recognise that effective action may result in more children entering care
- identify appropriate skills and resources for local authorities and local police forces and other relevant agencies to support a national strategy and deal with the impact of County Lines.

72.20 The Mayor confirmed that the motion had been carried unanimously.

(7) Bursaries for Nurses

72.21 The Notice of Motion as listed in the agenda was proposed by Councillor Deane on behalf of the Green Group and seconded by Page.

72.22 Councillor K. Norman moved an amendment on behalf of the Conservative Group which was seconded by Councillor Simson.

72.23 The Mayor noted that the Conservative amendment had not been accepted by Councillor Deane and put it to the vote which was carried by 38 votes to 11.

72.24 The Mayor then put the following substantive motion as amended to the vote:

This Council notes the current shortage of NHS nurses, which has reached critical levels and as such may well have an impact on the quality of services Brighton and Hove residents will receive. This Council further notes grave concerns expressed by the Royal College of Nurses about challenges in recruiting new nurses and retaining existing levels both locally and nationally.

This Council therefore asks the Chief Executive to write to the Secretary of State requesting that bursaries for nursing degree courses be reinstated with immediate effect to help to avoid a worsening of this situation from 2020 onwards.

This Council also asks that the Chairs of Health and Wellbeing Board and HOSC request a report to be brought to these respective committees when necessary and as determined by the respective Chairs, detailing the progress on work done around improving retention of nurses.

72.25 The Mayor confirmed that the motion had been carried unanimously.

(8) Clean Air Day

72.26 The Notice of Motion as listed in the agenda was proposed by Councillor Greenbaum on behalf of the Green Group and seconded by Mac Cafferty.

72.27 The Mayor then put the following motion to the vote:

This council notes that Nitrogen dioxide concentrations in Brighton and Hove continue to exceed EU and UK standards; with Public Health England estimating that exposure to 'fine particulate matter' contributes 5-6% to all causes of annual mortality in the city.

This Council resolves to:

1. Request that a report be brought to Environment, Transport & Sustainability Committee, exploring the potential to introduce an annual Cleaner Air Day from 2018, with the aim of raising awareness of the causes and effects of air pollution and thereby helping residents to understand how they can help clean up our air and protect themselves and their children.
2. That such a report assess the implementation of a Cleaner Air Day with consideration of:
 - suitable roads to be closed,
 - the most practicable date,
 - any economic and environmental costs and effects, both short and long term.

72.28 The Mayor confirmed that the motion had been carried unanimously.

Note: Closure Motion.

72.29 The Mayor noted that the meeting had been in session for four hours and therefore in having regard to the constitution, she was required to move a closure motion under procedural rule 17 to terminate the meeting.

72.30 The Mayor then put the motion to close the meeting to the vote which was carried by 38 votes to 11.

72.31 The Mayor noted that having agreed to close the meeting, there was a need to move into closed session, in order to vote on the recommendations of the Appointments & Remuneration Panel meeting held on the 26th January 2018. She therefore asked Members to remain and for the council chamber and public gallery to be cleared of the press and public and any officers not directly required to remain.

Part Two Summary

NEIGHBOURHOODS, COMMUNITIES & HOUSING - LEADERSHIP STRUCTURE - EXEMPT CATEGORIES 1, 2 & 3

72.32 The Mayor put the recommendations of the Appointments & Remuneration Panel to the vote.

72.33 RESOLVED:

- (1) That the recommendations as detailed in the report be approved; and
- (2) That the information contained in the report and the decisions thereon remain exempt from disclosure to the press and public.

73 CLOSE OF MEETING

73.1 The Mayor thanked everyone for attending and closed the meeting.

The meeting concluded at 9.20pm

Signed

Chair

Dated this

day of

2018

BRIGHTON & HOVE CITY COUNCIL

BUDGET COUNCIL

4.30pm 22 FEBRUARY 2018

COUNCIL CHAMBER - HOVE TOWN HALL

MINUTES

Present: Councillors Marsh (Chair), Simson (Deputy Chair), Allen, Atkinson, Barford, Barnett, Bell, Bewick, Brown, Cattell, Chapman, Daniel, Deane, Druitt, Gibson, Gilbey, Greenbaum, Hamilton, Hill, Horan, Hyde, Janio, Knight, Lewry, Littman, Mac Cafferty, Meadows, Mears, Miller, Mitchell, Moonan, Morgan, Morris, Nemeth, A Norman, K Norman, O'Quinn, Page, Peltzer Dunn, Penn, Phillips, Platts, Robins, Sykes, Taylor, C Theobald, G Theobald, Wares, Wealls, West and Yates.

PART ONE

74 DECLARATIONS OF INTEREST

- 74.1 Prior to asking for declarations of interest the Mayor invited Councillor Morgan to introduce the new Member for East Brighton Ward.
- 74.2 Councillor Morgan introduced Councillor Nancy Platts as the new Member for East Brighton Ward and the Mayor welcomed her to the Council.
- 74.3 The following councillors declared a persona but not prejudicial interest in Item 77, General Fund revenue Budget, Council Tax and Capital Investment Programme 2018/19:
- (i) Councillor Hyde as a School Governor for St. Margaret's;
 - (ii) Councillor Simson as a Trustee of the Dene's Youth Project;
 - (iii) Councillor Druitt as a private landlord and a member of the Community Transport Management Committee;
 - (iv) Councillor Phillips as a private landlord and a member of the Community Transport Management Committee;
 - (v) Councillor Hill as a Trustee of the Hollingdean Development Trust;
 - (vi) Councillor Cattell I volunteer for RISE
 - (vii) Councillor West as a Trustee of Brighton Table Tennis Club,
 - (viii) Councillor Littman as a Trustee of Brighton and Hove Mediation Service.
- 74.4 No other declarations of interests in matters appearing on the agenda were made.

75 MAYOR'S COMMUNICATIONS.

- 75.1 The Mayor noted Councillor Cobb had been involved in a serious accident over the weekend and she was therefore unable to attend the Budget meeting. The Mayor stated that she had passed on the Council's wishes for a speedy recovery and understood that Councillor Cob was recovering well at home.

76 ADOPTION OF SPECIAL PROCEDURES FOR BUDGET COUNCIL

- 76.1 The Mayor referred to the proposed special budget procedure rules that had been circulated and were detailed in the addendum, pages 1 – 10 and proposed that the Council procedure rules be suspended to the extent necessary to enable the meeting to be conducted under the rules as modified by the procedural note as circulated.
- 76.2 **RESOLVED:** That the special procedural rules as circulated be adopted for the meeting and that the Council Standing Orders be suspended to the extent that it enabled the meeting to be conducted under the rules agreed.

77 GENERAL FUND REVENUE BUDGET, COUNCIL TAX AND CAPITAL INVESTMENT PROGRAMME 2018/19

- 77.1 The Mayor noted that the principal budget items listed as Items 77 and 79 on the agenda would be debated together, along with Item 78 Supplementary Financial Information, once the proposed budget and the various amendments had been moved and seconded. She therefore invited Councillor Morgan to propose the budget for 2018/19.
- 77.2 Councillor Morgan thanked the Mayor and stated that he wished to thank finance officers and all the officers across the council involved in the budget process. He also wished to thank his colleagues in enabling the budget papers to be brought to the council meeting. He acknowledged that the council continued to face unprecedented demands and pressures and stated that it was a time to reflect on the past 12 months. He welcomed the achievements that had been made across the council and noted the recent announcements regarding the King Alfred and Preston Barracks which would lead to the provision of much needed housing in the city as well as the regeneration of the areas.
- 77.3 He stated that the aim to ensure that three key priorities to get the basics right, protect the most vulnerable and grow the economy, was being achieved. He noted that this was despite having to face further reductions in revenue from the government which had committed billions to Brexit and failed to address issues such as homelessness. It had left councils across the country with little choice other than to increase council tax and include the full pre-cept for adult social care. However, the Council was committed to providing services for its residents and local businesses e.g. the planning process had seen improvements, the new field officer roles were being introduced, libraries were open across the city, front-line services were being protected and customer satisfaction rates were up. He also noted that additional resources were being made available for young people.

- 77.4 Councillor Morgan stated that for 2019 it was intended to pursue the community enterprise model for local government as championed by Preston. The aim being to encourage benefits for growth and to deliver a strong economic future. The work in this regard had already started in terms of having good working relations with local businesses and the Greater Brighton Economic Board.
- 77.5 Councillor Morgan stated that the overall budget proposals aimed to enable the council to deliver its services and meet the needs of residents. He believed that the Council had achieved a great deal and was delivering across all its services, he was proud to be able to lead an excellent team and commended the budget to the council.
- 77.6 Councillor Hamilton formally seconded the budget proposals and stated that was grateful for all the work undertaken by officers and his colleagues in securing a balanced budget for 2018/19. There were significant pressures that still needed to be addressed in certain areas and stated that the proposed amendments from the Green Group only added to that level of pressure on future expenditure.
- 77.7 Councillor Wealls stated that he wished to thank the Executive Director for Finance & Resources and finance officers who had assisted with the budget process. He also welcomed the constructive approach to budget discussions taken by the Labour Administration and wished to thank the Members of the Conservative Group for their contributions. He stated that whilst the Conservative Group intended to vote for the budget, the Group did not necessarily support the proposals contained within it or the overall increase in council tax of 6%.
- 77.8 Councillor Wealls accepted that there were budgetary pressures but noted that funding had been made available by the government and whilst he recognised the need to support areas such County Lines, he questioned the intention to spend a further £200k on facility time for trade unions. He noted that the recent peer review had expressed a question mark over the relations with the trade unions and the need for external facilitation that had not been taken up. He also noted that customer satisfaction in street cleaning and waste collection had gone down.
- 77.9 Councillor Wealls also noted the need to provide more support for young people and to address the failure to obtain the new homes bonus. He also noted that although there were elements within the Green Group's amendments that could be taken forward, the failure to enter in to a meaningful dialogue meant that it would be difficult to support them. He hoped that there would be more positive discussions during the budget process for next year. Councillor Janio stated that he wished to thank the staff involved in the budget process and Councillor Wealls for all his hard work in budget discussions. Although the Conservative Group would be voting in favour of the budget, he was concerned about the future position of the council and felt that things had to change. There were still too many management positions across the council and matters that had to be addressed if the council was going to remain economically viable. He anticipated that this would be achieved with a Conservative Administration in 2019.
- 77.10 Councillor Sykes moved the Green Group's six amendments, five relating to the General Fund and one to the Housing Revenue Account. He stated that also wished to thank the Finance Officers for their support during the budget process. He stated that there was a

real need to consider how the proposed increase in council tax could be afforded by those who were in vulnerable positions. He noted that the previous Green Administration had consulted fully on its budget proposals, something that the current Administration had chosen not to do. He suggested that there were areas where improvements could be made that would help the budget position such as improving food recycling rates. The six amendments all sort to enable further expenditure and service provision and he therefore hoped that they could be supported.

77.11 Councillor Mac Cafferty formally seconded the Green Group's amendments and stated that there was a need to protect front-line services. He noted that the Housing directorate had failed to spend the available funding and yet claims were made about improving housing supply when more could be done. He questioned whether the target to remove rough sleeping by 2020 would be achieved and believed the budget to be short-sighted, hence the need for the Green Group's amendments.

77.12 The Mayor then opened the matter up to a general debate and the following Members of the Council spoke on the various amendments that had been put forward as well as the general prevailing budget proposals and position:

Councillors Daniel, Bell, West, Moonan, G. Theobald, Deane, Robins, Miller, Phillips, Bewick, Simson, Littman, Mitchell, Wares, Page, Penn, Brown, Gibson, Atkinson, Mears, Meadows, Druitt, Peltzer Dunn and Yates.

77.13 The Mayor noted that the meeting had been in progress for two and a half hours and stated that she felt a short adjournment should be held. She therefore adjourned the meeting for a period of 15 minutes.

77.14 The meeting was adjourned at 7.00pm and the Mayor reconvened the meeting at 7.15pm.

77.15 The Mayor then continued the general debate on the budget and the following Members spoke on the various amendments that had been put forward as well as the general prevailing budget proposals and position:

Councillors Nemeth, Chapman, Taylor and Barford.

77.16 The Mayor noted that all Members wishing to speak during the debate had done so. She then called on Councillor Mitchell to respond to the debate and the amendments.

77.17 Councillor Mitchell thanked the Mayor and all Members for their contributions during the debate. She stated that during the budgetary process suggestions to improve the budget proposals had been taken on board and she wished to reiterate the thanks to the staff involved in preparing the overall budget. She believed the Green amendments were too complex and therefore could not accept them. In the meantime she recommended the budget proposals as outlined to the council for approval.

77.18 The Mayor stated that in view of the fact that the amendments related to either the General Fund or the Housing revenue Account, she intended to put each one to the vote. However, she would call on the Executive Director for Finance & Resources to confirm the budgetary position should any amendment be carried and have an impact

on the overall budget. She would then put the substantive recommendations to the vote as outlined in the procedural rules.

77.19 The Mayor then asked for the electronic voting system to be activated and put the Green Group amendments No's.1 to 6 to the vote as detailed below:

Green Amendment No.1

| | | For | Against | Abstain | | | For | Against | Abstain |
|----|------------------------|-------------|---------|---------|----|---------------------|-----|---------|---------|
| 1 | Allen | | X | | 28 | Marsh | | X | |
| 2 | Atkinson | | X | | 29 | Meadows | | X | |
| 3 | Barford | | X | | 30 | Mears | | X | |
| 4 | Barnett | | X | | 31 | Miller | | X | |
| 5 | Bell | | X | | 32 | Mitchell | | X | |
| 6 | Bennett | Not present | | | 33 | Moonan | | X | |
| 7 | Bewick | | | | 34 | Morgan | | X | |
| 8 | Brown | | X | | 35 | Morris | | X | |
| 9 | Cattell | | X | | 36 | Nemeth | | X | |
| 10 | Chapman | | X | | 37 | Norman A | | X | |
| 11 | Cobb | Not present | | | 38 | Norman K | | X | |
| 12 | Daniel | | X | | 39 | O'Quinn | | X | |
| 13 | Deane | ✓ | | | 40 | Page | ✓ | | |
| 14 | Druitt | ✓ | | | 41 | Peltzer Dunn | | X | |
| 15 | Gibson | ✓ | | | 42 | Penn | | X | |
| 16 | Gilbey | | X | | 43 | Phillips | ✓ | | |
| 17 | Greenbaum | ✓ | | | 44 | Platts | | X | |
| 18 | Hamilton | | X | | 45 | Robins | | X | |
| 19 | Hill | | X | | 46 | Simson | | X | |
| 20 | Horan | | X | | 47 | Sykes | ✓ | | |
| 21 | Hyde | | X | | 48 | Taylor | | X | |
| 22 | Inkpin-Leissner | Not present | | | 49 | Theobald C | | X | |
| 23 | Janio | | X | | 50 | Theobald G | | X | |
| 24 | Knight | ✓ | | | 51 | Wares | | X | |

| | | | | | | | | | |
|----|--------------|---|---|--|----|--------------|-----------|-----------|----------|
| 25 | Lewry | | X | | 52 | Wealls | | X | |
| 26 | Littman | ✓ | | | 53 | West | ✓ | | |
| 27 | Mac Cafferty | ✓ | | | 54 | Yates | | X | |
| | | | | | | Total | 11 | 40 | 0 |

77.20 The Mayor confirmed that the amendment had been **lost** by 11 votes to 40 with no abstentions.

77.21 The Mayor confirmed that as a result of the Green amendment No.1 being lost, the Green amendment No.2 automatically fell. This then resulted in the Green Amendment No.3 also automatically falling as it relied on both the preceding amendments being carried.

Green Amendment No.4

| | | For | Against | Abstain | | | For | Against | Abstain |
|----|-----------|-------------|---------|---------|----|--------------|-----|---------|---------|
| 1 | Allen | | X | | 28 | Marsh | | X | |
| 2 | Atkinson | | X | | 29 | Meadows | | X | |
| 3 | Barford | | X | | 30 | Mears | | X | |
| 4 | Barnett | | X | | 31 | Miller | | X | |
| 5 | Bell | | X | | 32 | Mitchell | | X | |
| 6 | Bennett | Not present | | | 33 | Moonan | | X | |
| 7 | Bewick | | | | 34 | Morgan | | X | |
| 8 | Brown | | X | | 35 | Morris | | X | |
| 9 | Cattell | | X | | 36 | Nemeth | | X | |
| 10 | Chapman | | X | | 37 | Norman A | | X | |
| 11 | Cobb | Not present | | | 38 | Norman K | | X | |
| 12 | Daniel | | X | | 39 | O'Quinn | | X | |
| 13 | Deane | ✓ | | | 40 | Page | ✓ | | |
| 14 | Druitt | ✓ | | | 41 | Peltzer Dunn | | X | |
| 15 | Gibson | ✓ | | | 42 | Penn | | X | |
| 16 | Gilbey | | X | | 43 | Phillips | ✓ | | |
| 17 | Greenbaum | ✓ | | | 44 | Platts | | X | |
| 18 | Hamilton | | X | | 45 | Robins | | X | |

| | | | | | | | | | |
|----|-----------------|-------------|---|--|----|--------------|-----------|-----------|----------|
| 19 | Hill | | X | | 46 | Simson | | X | |
| 20 | Horan | | X | | 47 | Sykes | ✓ | | |
| 21 | Hyde | | X | | 48 | Taylor | | X | |
| 22 | Inkpin-Leissner | Not present | | | 49 | Theobald C | | X | |
| 23 | Janio | | X | | 50 | Theobald G | | X | |
| 24 | Knight | ✓ | | | 51 | Wares | | X | |
| 25 | Lewry | | X | | 52 | Wealls | | X | |
| 26 | Littman | ✓ | | | 53 | West | ✓ | | |
| 27 | Mac Cafferty | ✓ | | | 54 | Yates | | X | |
| | | | | | | | | | |
| | | | | | | Total | 11 | 40 | 0 |

77.22 The Mayor confirmed that the amendment had been **lost** by 11 votes to 40 with no abstentions.

Green Amendment No.5

| | | For | Against | Abstain | | | For | Against | Abstain |
|----|----------|-------------|---------|---------|----|--------------|-----|---------|---------|
| 1 | Allen | | X | | 28 | Marsh | | X | |
| 2 | Atkinson | | X | | 29 | Meadows | | X | |
| 3 | Barford | | X | | 30 | Mears | | X | |
| 4 | Barnett | | X | | 31 | Miller | | X | |
| 5 | Bell | | X | | 32 | Mitchell | | X | |
| 6 | Bennett | Not present | | | 33 | Moonan | | X | |
| 7 | Bewick | | | | 34 | Morgan | | X | |
| 8 | Brown | | X | | 35 | Morris | | X | |
| 9 | Cattell | | X | | 36 | Nemeth | | X | |
| 10 | Chapman | | X | | 37 | Norman A | | X | |
| 11 | Cobb | Not present | | | 38 | Norman K | | X | |
| 12 | Daniel | | X | | 39 | O'Quinn | | X | |
| 13 | Deane | ✓ | | | 40 | Page | ✓ | | |
| 14 | Druitt | ✓ | | | 41 | Peltzer Dunn | | X | |
| 15 | Gibson | ✓ | | | 42 | Penn | | X | |

| | | | | | | | | | |
|----|------------------------|--------------------|---|--|----|-------------------|-----------|-----------|----------|
| 16 | Gilbey | | X | | 43 | Phillips | ✓ | | |
| 17 | Greenbaum | ✓ | | | 44 | Platts | | X | |
| 18 | Hamilton | | X | | 45 | Robins | | X | |
| 19 | Hill | | X | | 46 | Simson | | X | |
| 20 | Horan | | X | | 47 | Sykes | ✓ | | |
| 21 | Hyde | | X | | 48 | Taylor | | X | |
| 22 | Inkpin-Leissner | Not present | | | 49 | Theobald C | | X | |
| 23 | Janio | | X | | 50 | Theobald G | | X | |
| 24 | Knight | ✓ | | | 51 | Wares | | X | |
| 25 | Lewry | | X | | 52 | Wealls | | X | |
| 26 | Littman | ✓ | | | 53 | West | ✓ | | |
| 27 | Mac Cafferty | ✓ | | | 54 | Yates | | X | |
| | | | | | | Total | 11 | 40 | 0 |

77.23 The Mayor confirmed that the amendment had been **lost** by 11 votes to 40 with no abstentions.

Green Amendment No.6

| | | For | Against | Abstain | | | For | Against | Abstain |
|----|-----------------|--------------------|---------|---------|----|-----------------|-----|---------|---------|
| 1 | Allen | | X | | 28 | Marsh | | X | |
| 2 | Atkinson | | X | | 29 | Meadows | | X | |
| 3 | Barford | | X | | 30 | Mears | | X | |
| 4 | Barnett | | X | | 31 | Miller | | X | |
| 5 | Bell | | X | | 32 | Mitchell | | X | |
| 6 | Bennett | Not present | | | 33 | Moonan | | X | |
| 7 | Bewick | | | | 34 | Morgan | | X | |
| 8 | Brown | | X | | 35 | Morris | | X | |
| 9 | Cattell | | X | | 36 | Nemeth | | X | |
| 10 | Chapman | | X | | 37 | Norman A | | X | |
| 11 | Cobb | Not present | | | 38 | Norman K | | X | |
| 12 | Daniel | | X | | 39 | O'Quinn | | X | |

| | | | | | | | | | |
|----|-----------------|-------------|---|--|----|--------------|-----------|-----------|----------|
| 13 | Deane | ✓ | | | 40 | Page | ✓ | | |
| 14 | Druitt | ✓ | | | 41 | Peltzer Dunn | | X | |
| 15 | Gibson | ✓ | | | 42 | Penn | | X | |
| 16 | Gilbey | | X | | 43 | Phillips | ✓ | | |
| 17 | Greenbaum | ✓ | | | 44 | Platts | | X | |
| 18 | Hamilton | | X | | 45 | Robins | | X | |
| 19 | Hill | | X | | 46 | Simson | | X | |
| 20 | Horan | | X | | 47 | Sykes | ✓ | | |
| 21 | Hyde | | X | | 48 | Taylor | | X | |
| 22 | Inkpin-Leissner | Not present | | | 49 | Theobald C | | X | |
| 23 | Janio | | X | | 50 | Theobald G | | X | |
| 24 | Knight | ✓ | | | 51 | Wares | | X | |
| 25 | Lewry | | X | | 52 | Wealls | | X | |
| 26 | Littman | ✓ | | | 53 | West | ✓ | | |
| 27 | Mac Cafferty | ✓ | | | 54 | Yates | | X | |
| | | | | | | Total | 11 | 40 | 0 |

77.24 The Mayor confirmed that the amendment had been **lost** by 11 votes to 40 with no abstentions.

77.25 The Mayor noted that all six amendments had been lost and therefore stated that she would put the proposed General Fund Revenue Budget based on a 5.99% council tax increase to the vote as detailed below:

| | | For | Against | Abstain | | | For | Against | Abstain |
|---|----------|-------------|---------|---------|----|----------|-----|---------|---------|
| 1 | Allen | ✓ | | | 28 | Marsh | ✓ | | |
| 2 | Atkinson | ✓ | | | 29 | Meadows | ✓ | | |
| 3 | Barford | ✓ | | | 30 | Mears | ✓ | | |
| 4 | Barnett | ✓ | | | 31 | Miller | ✓ | | |
| 5 | Bell | ✓ | | | 32 | Mitchell | ✓ | | |
| 6 | Bennett | Not present | | | 33 | Moonan | ✓ | | |
| 7 | Bewick | ✓ | | | 34 | Morgan | ✓ | | |

| | | | | | | | | | | |
|----|------------------------|--------------------|---|--|----|---------------------|--------------|-----------|-----------|----------|
| 8 | Brown | ✓ | | | 35 | Morris | ✓ | | | |
| 9 | Cattell | ✓ | | | 36 | Nemeth | ✓ | | | |
| 10 | Chapman | ✓ | | | 37 | Norman A | ✓ | | | |
| 11 | Cobb | Not present | | | 38 | Norman K | ✓ | | | |
| 12 | Daniel | ✓ | | | 39 | O'Quinn | ✓ | | | |
| 13 | Deane | | X | | 40 | Page | | X | | |
| 14 | Druitt | | X | | 41 | Peltzer Dunn | ✓ | | | |
| 15 | Gibson | | X | | 42 | Penn | ✓ | | | |
| 16 | Gilbey | ✓ | | | 43 | Phillips | | X | | |
| 17 | Greenbaum | | X | | 44 | Platts | ✓ | | | |
| 18 | Hamilton | ✓ | | | 45 | Robins | ✓ | | | |
| 19 | Hill | ✓ | | | 46 | Simson | ✓ | | | |
| 20 | Horan | ✓ | | | 47 | Sykes | | X | | |
| 21 | Hyde | ✓ | | | 48 | Taylor | ✓ | | | |
| 22 | Inkpin-Leissner | Not present | | | 49 | Theobald C | ✓ | | | |
| 23 | Janio | ✓ | | | 50 | Theobald G | ✓ | | | |
| 24 | Knight | | X | | 51 | Wares | ✓ | | | |
| 25 | Lewry | ✓ | | | 52 | Wealls | ✓ | | | |
| 26 | Littman | | X | | 53 | West | | X | | |
| 27 | Mac Cafferty | | X | | 54 | Yates | ✓ | | | |
| | | | | | | | Total | 40 | 11 | 0 |

77.26 The Mayor confirmed that the motion had been carried by 40 votes to 11 with no abstentions.

77.27 RESOLVED:

- (1) That the Council Tax increase in the Brighton & Hove element of the council tax be approved, comprising:
 - (i) A general Council Tax increase of 2.99%;
 - (ii) An Adult Social Care precept increase of 3.00%;

- (iii) The council's net General Fund budget requirement for 2018/19 of £208.824m;
 - (iv) The 2018/19 budget allocations to services as set out in Appendix 1 incorporating 2018/19 savings proposals contained in the 4-Year Integrated Service & Financial Plans;
 - (v) The reserves allocations as set out in paragraph 3.21 and table 3;
 - (vi) The Prudential Indicators as set out in Appendix 10 to this report.
- (2) That the Equalities Impact Assessments to cover all relevant budget options and their cumulative effect as set out in Appendices 11 and 12 to the report be noted;
 - (3) That the authorised borrowing limit for the year commencing 1 April 2018 of £436m be approved;
 - (4) That the annual Minimum Revenue Provision statement as set out in Appendix 9 to the report be approved;
 - (5) That the 4-Year Integrated Service & Financial Plans proposals for 2019/20 at Appendix 6 to the report be noted;
 - (6) That the updated Medium Term Financial Strategy at Appendix 4 to the report be noted;
 - (7) That the strategy for funding the investment in change and flexible use of capital receipts set out in paragraph 6.10 of the report be approved;
 - (8) That the Capital resources and proposed borrowing included in Appendix 7 to the report be noted;
 - (9) That the Capital Investment Programme for 2018/19 included at Appendix 8 to the report and incorporating allocations to strategic funds detailed in paragraph 6.9 of the report be approved; and
 - (10) That it be noted that supplementary information needed to set the overall council tax will be provided for the budget setting Council meeting as listed in paragraph 11.3 of the report.

77.28 Formal Council Tax Resolution

- 1. It be noted that on 25 January 2018 the council calculated the Council Tax Base 2018/19:
 - (a) for the whole Council area as 88,976.4 (Item T in the formula in Section 31B of the Local Government Finance Act 1992, as amended (the "Act")); and
 - (b) for dwellings in those parts of its area to which special items relate:
 - Rottingdean Parish – 1,562.1

Hanover Crescent Enclosure – 40.7

Marine Square Enclosure – 72.6

Royal Crescent Enclosure – 31.0

2. Calculate that the Council Tax requirement for the council's own purposes for 2018/19 (excluding Parish precepts) is £137,857,000.
3. That the following amounts be calculated for the year 2018/19 in accordance with Sections 31 to 36 of the Act:
 - (a) £705,177,727 being the aggregate of the amounts which the Council estimates for the items set out in Section 31A(2) of the Act taking into account all precepts issued to it by Parish Councils;
 - (b) £567,275,660 being the aggregate of the amounts which the Council estimates for the items set out in Section 31A(3) of the Act;
 - (c) £137,902,067 being the amount by which the aggregate at 3(a) above exceeds the aggregate at 3(b) above, calculated by the Council in accordance with Section 31A(4) of the Act as its Council Tax requirement for the year. (Item R in the formula in Section 31B of the Act);
 - (d) £1,549.87 being the amount at 3(c) above (Item R), all divided by Item T (1(a) above), calculated by the Council, in accordance with Section 31B of the Act, as the basic amount of its Council Tax for the year (including Parish precepts);
 - (e) £70,785 being the aggregate amount of all special items referred to in Section 34(1) of the Act;
 - (f) £1,549.07 being the amount at 3(d) above less the result given by dividing the amount at 3(e) above by the Item T (1(a) above), calculated by the Council, in accordance with Section 34(2) of the Act, as the basic amount of its Council Tax for the year for dwellings in those parts of its area to which no special items relates;
 - (g) £1,577.92 Rottingdean Parish
£1,737.77 Hanover Crescent
£1,686.23 Marine Square
£1,809.72 Royal Crescent

being the amounts given by adding to the amount at 3(f) above the amounts of the special item or items relating to dwellings in those parts of the Council's area mentioned above divided in each case by the relevant amount at 1(b) above, calculated by the Council, in accordance with Section 34(3) of the Act, as the basic amounts of its council tax for the year for the dwellings in those parts of its area to which one or more special items relate.

| Valuation Band: Parts of the Council's area | A* £ | A £ | B £ | C £ | D £ | E £ | F £ | G £ | H £ |
|--|----------|----------|----------|----------|----------|----------|----------|----------|----------|
| Rottingdean Parish | 876.62 | 1,051.95 | 1,227.27 | 1,402.60 | 1,577.92 | 1,928.57 | 2,279.22 | 2,629.87 | 3,155.84 |
| Hanover Crescent | 965.43 | 1,158.51 | 1,351.60 | 1,544.68 | 1,737.77 | 2,123.94 | 2,510.11 | 2,896.28 | 3,475.54 |
| Marine Square | 936.79 | 1,124.15 | 1,311.51 | 1,498.87 | 1,686.23 | 2,060.95 | 2,435.67 | 2,810.38 | 3,372.46 |
| Royal Crescent | 1,005.40 | 1,206.48 | 1,407.56 | 1,608.64 | 1,809.72 | 2,211.88 | 2,614.04 | 3,016.20 | 3,619.44 |
| All other parts of the council's area | 860.59 | 1,032.71 | 1,204.83 | 1,376.95 | 1,549.07 | 1,893.31 | 2,237.55 | 2,581.78 | 3,098.14 |

* Entitled to disabled relief

4. To note that the Police & Crime Commissioner and the Fire Authority have issued precepts to the Council in accordance with Section 40 of the Local Government Finance Act 1992 for each category of dwellings in the Council's area as indicated in the table below.

| Valuation Band: | A* | A | B | C | D | E | F | G | H |
|------------------------------------|-------|--------|--------|--------|--------|--------|--------|--------|--------|
| | £ | £ | £ | £ | £ | £ | £ | £ | £ |
| Sussex Police & Crime Commissioner | 92.17 | 110.61 | 129.04 | 147.48 | 165.91 | 202.78 | 239.65 | 276.52 | 331.82 |

* Entitled to disabled relief

| Valuation Band: | A* | A | B | C | D | E | F | G | H |
|----------------------------|-------|-------|-------|-------|-------|--------|--------|--------|--------|
| | £ | £ | £ | £ | £ | £ | £ | £ | £ |
| East Sussex Fire Authority | 50.56 | 60.67 | 70.78 | 80.89 | 91.00 | 111.22 | 131.44 | 151.67 | 182.00 |

* Entitled to disabled relief

5. That the Council, in accordance with Sections 30 and 36 of the Local Government Finance Act 1992, hereby sets the aggregate amounts shown in the tables below as the amounts of Council Tax for 2018/19 for each part of its area and for each of the categories of dwellings.

| Valuation Band: | A* | A | B | C | D | E | F | G | H |
|--------------------------------------|----------|----------|----------|----------|----------|----------|----------|----------|----------|
| Parts of the Council's area | £ | £ | £ | £ | £ | £ | £ | £ | £ |
| Rottingdean Parish | 1,019.35 | 1,223.23 | 1,427.09 | 1,630.97 | 1,834.83 | 2,242.57 | 2,650.31 | 3,058.06 | 3,669.66 |
| Hanover Crescent | 1,108.16 | 1,329.79 | 1,551.42 | 1,773.05 | 1,994.68 | 2,437.94 | 2,881.20 | 3,324.47 | 3,989.36 |
| Marine Square | 1,079.52 | 1,295.43 | 1,511.33 | 1,727.24 | 1,943.14 | 2,374.95 | 2,806.76 | 3,238.57 | 3,886.28 |
| Royal Crescent | 1,148.13 | 1,377.76 | 1,607.38 | 1,837.01 | 2,066.63 | 2,525.88 | 2,985.13 | 3,444.39 | 4,133.26 |
| All other parts of the councils area | 1,003.32 | 1,203.99 | 1,404.65 | 1,605.32 | 1,805.98 | 2,207.31 | 2,608.64 | 3,009.97 | 3,611.96 |

* Entitled to disabled relief

6. In accordance with Section 52ZB of the Local Government Finance Act 1992 the Council determines its relevant basic amount of council tax for the financial year 2018/19 is not excessive.

78 SUPPLEMENTARY FINANCIAL INFORMATION FOR BUDGET COUNCIL

Note:

- 78.1 The item was taken into consideration as part of the overall budget debate and included in the votes on the amendments to the General Fund Revenue Budget, Council Tax and Capital Investment Programme for 2018/19 and Supplementary Financial Information recommendation 2.1 and the final vote on the overall General Fund Revenue Budget and Council Tax for 2018/19 as detailed under Item 77 above.

79 HOUSING REVENUE ACCOUNT BUDGET AND INVESTMENT PROGRAMME 2018/19 AND MEDIUM TERM FINANCIAL STRATEGY

Note:

- 79.1 The item was taken into consideration as part of the overall budget debate and included in the votes on the amendments to the General Fund Revenue Budget, Council Tax and Capital Investment Programme for 2018/19 and Supplementary Financial Information as detailed under Item 77 above.

79.2 The Mayor then put the recommendations as listed in the extract from the proceedings of the Policy, Resources & Growth Committee to the vote as detailed below:

| | | For | Against | Abstain | | | For | Against | Abstain |
|----|------------------------|-------------|---------|---------|----|---------------------|-----|---------|---------|
| 1 | Allen | ✓ | | | 28 | Marsh | ✓ | | |
| 2 | Atkinson | ✓ | | | 29 | Meadows | ✓ | | |
| 3 | Barford | ✓ | | | 30 | Mears | ✓ | | |
| 4 | Barnett | ✓ | | | 31 | Miller | ✓ | | |
| 5 | Bell | ✓ | | | 32 | Mitchell | ✓ | | |
| 6 | Bennett | Not present | | | 33 | Moonan | ✓ | | |
| 7 | Bewick | ✓ | | | 34 | Morgan | ✓ | | |
| 8 | Brown | ✓ | | | 35 | Morris | ✓ | | |
| 9 | Cattell | ✓ | | | 36 | Nemeth | ✓ | | |
| 10 | Chapman | ✓ | | | 37 | Norman A | ✓ | | |
| 11 | Cobb | Not present | | | 38 | Norman K | ✓ | | |
| 12 | Daniel | ✓ | | | 39 | O'Quinn | ✓ | | |
| 13 | Deane | ✓ | | | 40 | Page | ✓ | | |
| 14 | Druitt | ✓ | | | 41 | Peltzer Dunn | ✓ | | |
| 15 | Gibson | ✓ | | | 42 | Penn | ✓ | | |
| 16 | Gilbey | ✓ | | | 43 | Phillips | ✓ | | |
| 17 | Greenbaum | ✓ | | | 44 | Platts | ✓ | | |
| 18 | Hamilton | ✓ | | | 45 | Robins | ✓ | | |
| 19 | Hill | ✓ | | | 46 | Simson | ✓ | | |
| 20 | Horan | ✓ | | | 47 | Sykes | ✓ | | |
| 21 | Hyde | ✓ | | | 48 | Taylor | ✓ | | |
| 22 | Inkpin-Leissner | Not present | | | 49 | Theobald C | ✓ | | |
| 23 | Janio | ✓ | | | 50 | Theobald G | ✓ | | |
| 24 | Knight | ✓ | | | 51 | Wares | ✓ | | |
| 25 | Lewry | ✓ | | | 52 | Wealls | ✓ | | |
| 26 | Littman | ✓ | | | 53 | West | ✓ | | |
| 27 | Mac Cafferty | ✓ | | | 54 | Yates | ✓ | | |

| | | | | | | | | | |
|--|--|--|--|--|--|--------------|-----------|----------|----------|
| | | | | | | | | | |
| | | | | | | Total | 51 | 0 | 0 |

79.3 The Mayor confirmed that the vote was carried unanimously.

79.4 RESOLVED:

- (1) That the HRA Revenue Budget for 2018/19 as shown in appendix 2 to the report be approved; and
- (2) That the Capital Programme expenditure and financing budget of £36.344m for 2018/19 be approved; and that the 3-year programme as set out in appendix 4 to the report be noted.

80 CLOSE OF MEETING

80.1 The Mayor thanked everyone for attending and closed the meeting.

The meeting concluded at 8.00pm

Signed

Chair

Dated this

day of

2018

| | | | |
|-------------------------|--|--|-------------------|
| Subject: | Single-Use Plastics | | |
| Date of Meeting: | 19 April 2018 | | |
| Report of: | Executive Lead Officer for Strategy, Governance & Law | | |
| Contact Officer: | Name: | Mark Wall | Tel: 01273 291006 |
| | E-mail: | mark.wall@brighton-hove.gov.uk | |
| Wards Affected: | All | | |

FOR GENERAL RELEASE**1. SUMMARY AND POLICY CONTEXT:**

- 1.1 Under the Council's Petition Scheme if a petition contains more than 1,250 signatures and is not petition requesting officer evidence, it will be debated by the Full Council.
- 1.2 The e-petition has resulted in triggering a debate at the council meeting, having exceeded the threshold with a total of 1,416 signatures confirmed at the time of printing the report.

2. RECOMMENDATIONS:

- 2.1 That the petition is noted and referred to the Tourism, Development & Culture Committee for consideration at its meeting on the 21st June 2018.

3. RELEVANT BACKGROUND INFORMATION / CHRONOLOGY OF KEY EVENTS:**3.1 The Petition**

We the undersigned petition Brighton & Hove Council to insist that all the events held in the City are free from single-use plastics, and if not the council will not issue licenses to the event organisers.

Following the agreement at the Environment, Transport & Sustainability Committee at 4.00pm on 28 November 2017 to report on the potential for a ban on the purchase of single-use plastics in all council buildings and agencies. We urge the council to go further to protect our coastline to insist that all City's events are free from single-use plastics and if not event licenses will not be issued to the event organisers. We would also like the promised report to be published by June 2018.

Lead Petitioner – Nicki O'Neill

Additional Information

Background:

Convenient at the time, single-use plastics are used for a matter of minutes, but last a lifetime in the marine environment, causing death and destruction to all that resides there. With parts of the ocean now holding more plastic than plankton, our entire ecosystem is under threat. Losing food, recreation and the oxygen giving qualities of the ocean will impact every single one of us. We are our concerned about the amount of plastic in the marine environment. The problem with plastic in our oceans is that it can be deadly for wildlife. Plastic can entangle, injure and drown animals; it can also be mistaken for food and starve animals to death by blocking their digestive systems. For humans, our wild spaces and oxygen supply, as well as our health, are at risk. The chemicals that plastics leach and absorb in seawater have been linked to endocrine disruption and some cancers and with 1 in 3 fish caught for human consumption now containing plastic, it's no longer a question of if there is plastic in our seafood, but how bad exactly that is for us.

Following the recent Blue Planet II TV programme, Sir David Attenborough hopes the programme will help every viewer to realise "that we have a responsibility" to take plastic off the menu. "We've seen albatrosses come back with their belly full of food for their young and nothing in it. The albatross parent has been away for three weeks gathering stuff for her young and what comes out?"

"What does she give her chick? You think it's going to be squid, but it's plastic. The chick is going to starve and die."

"We may think we live a long way from the oceans but we don't. What we actually do here ... has a direct effect on the oceans and what the oceans do then reflects back on us.

Current Research:

Future of sea plastic pollution <https://www.gov.uk/government/publications/future-of-the-sea-plastic-pollution>

Love of the seas could be the answer for plastic pollution

<https://www.sciencedaily.com/releases/2017/09/170918132726.htm>

SAS Marine Litter Report

<https://www.sas.org.uk/wp-content/uploads/SAS-Marine-Litter-Report-Med.pdf>

MCS Marine Plastics Report

<https://www.mcsuk.org/downloads/pollution/PPPS%20Marine%20Plastics.pdf>

As a group of all year round sea swimmers, we see first hand the effects single-use plastics have on our beaches and coastlines. Following the recent Brighton Half Marathon, we saw and collected discarded single-use bottles given out at the event from the beaches and promenade. We love Brighton & Hove and are not in principle against the many great events that we hold in our vibrant City. Many of us are also keen runners and participate in City events. But we are concerned about the levels of marine litter that we encounter throughout the year. Following some research we have found some events that are leading the way (Trail running war, <https://www.trailrunningmag.co.uk/news/articles/war-on-plastic> on plastics) and have banned plastic from their events. Anglesey Half Marathon, <http://alwaysaimhigherevents.com/anglesey-half-marathon/anglesey-half-marathon-route-info>, Centurion Running, <http://centurionrunning.com/>, Croyde Ocean Triathlon, <http://croydeocean.co.uk/>, LoveSwimRun, <http://loveswimrun.co.uk/>, UTMB Mont Blanc, <http://utmbmontblanc.com/>, Lakeland 100, <http://www.lakeland100.com/> &the

Otillo Swim Run, <https://otilloswimrun.com/no-more-cups/> events are trialling reusable cups, such as Hydrapak Speed Cups, <https://www.ultralightoutdoorgear.co.uk/eq>

4. PROCEDURE:

4.1 The petition will be debated at the Council meeting in accordance with the agreed protocol:

- (i) The Lead petitioner will be invited by the Mayor to present the petition and will have up to 3 minutes in which to outline the prayer of the petition and confirm the number of signatures;
- (ii) The Mayor will then open the matter up for debate by councillors for period of 15 minutes and will first call on the relevant Committee Chair to respond to the petition and move a proposed response. The Mayor will then call on those councillors who have indicated a desire to speak in the matter, before calling on the relevant Committee Chair to respond to the debate;
- (iii) An amendment to the recommendation in paragraph 2.1 of the report or to add additional recommendations should be submitted by 10.00am on the day of the meeting; otherwise it will be subject to the Chair's discretion as to being appropriate. Any such amendment will need to be formally moved and seconded at the meeting;
- (iv) After the 15 minutes set aside for the debate, the Mayor will then formally put:
 - (a) Any amendments in the order in which they are moved, and
 - (b) The substantive recommendation(s) as amended (if amended).

| | | | |
|-------------------------|--|--|--------------------------|
| Subject: | Secondary School Places | | |
| Date of Meeting: | 19 April 2018 | | |
| Report of: | Executive Lead Officer for Strategy, Governance & Law | | |
| Contact Officer: | Name: | Mark Wall | Tel: 01273 291006 |
| | E-mail: | mark.wall@brighton-hove.gov.uk | |
| Wards Affected: | All | | |

FOR GENERAL RELEASE**1. SUMMARY AND POLICY CONTEXT:**

- 1.1 Under the Council's Petition Scheme if a petition contains more than 1,250 signatures and is not petition requesting officer evidence, it will be debated by the Full Council.
- 1.2 The e-petition has resulted in triggering a debate at the council meeting, having exceeded the threshold with a total of 1,534 signatures confirmed at the time of printing the report.

2. RECOMMENDATIONS:

- 2.1 That the petition is noted and referred to the Children, Young People & Skills Committee for consideration at its meeting on the 30th April, 2018.

3. RELEVANT BACKGROUND INFORMATION / CHRONOLOGY OF KEY EVENTS:**3.1 The Petition**

We the undersigned petition Brighton & Hove Council to commit to making places available in a catchment area secondary school for the 38 children who applied for both Dorothy Stringer and Varndean Schools but have been allocated to schools outside their catchment area.

Lead Petitioner – Karen Hmaimou

Additional Information:

During the allocation of secondary school places in Brighton and Hove for September 2018, 38 children from the Dorothy Stringer / Varndean catchment area who applied to both schools did not obtain a place at either. These 38 children have been scattered to schools across the city, in many cases the only child from their class or school, often facing journeys of several miles to school alone. They are devastated at being separated from their friends and classmates.

Excluding a small number of children from their communities at this crucial time of transition from primary to secondary school will have a profound effect on them. We do not believe that the council has fully considered the safety implications of 11-year-olds travelling miles to school alone, and we do not believe measures have been taken to minimise these journeys by ensuring children are guaranteed a place at the next nearest school with places.

Furthermore, we do not believe that the council has conducted any assessment of the impact of being separated from their friendship groups and communities on children's wellbeing and educational attainment, and for these reasons we consider that the council is not exercising its duty of care to our children. The council was aware well in advance that the number of children in our catchment this year would exceed the number of school places. They proposed measures to address this including the building of a new school and changes to the catchment areas. These measures were opposed by the heads of Dorothy Stringer and Varndean schools who said in a statement at the time that their 'key aim is to provide support and stability to the families within our catchment area'. They expressed a wish to ensure 'greater stability to families in our current catchment area and to help avert temporary turbulence across the school communities'. Both schools committed to taking on 30 additional pupils as an alternative solution, however although Varndean School has made these places available in 2018, Dorothy Stringer School has said that they will not do so until 2019.

The minutes of the meeting of the full governing body of Dorothy Stringer on 11th December 2017 state that 'to accommodate an increase in student numbers by 30 Dorothy Stringer School would need two temporary classrooms, cupboard space and a catering pod.' Far from being insurmountable, these relatively minor alterations could be easily achieved by September 2018 if there was sufficient will and leadership from the council. It is unacceptable that this small group of children should be left in the lurch over such trivial matters. The council has failed to coordinate an effective response to a situation that was entirely foreseen, but these 38 children cannot be dismissed as collateral damage. We ask the council to use some of the funding allocated for the building of the new school to support Dorothy Stringer in making the necessary changes in time for September, or to put temporary measures in place, that would enable the 30 additional children to be admitted this year. After reallocation of places not taken up this would remove the need for any children to be sent outside the catchment area.

4. PROCEDURE:

- 4.1 The petition will be debated at the Council meeting in accordance with the agreed protocol:
 - (i) The Lead petitioner will be invited by the Mayor to present the petition and will have up to 3 minutes in which to outline the prayer of the petition and confirm the number of signatures;
 - (ii) The Mayor will then open the matter up for debate by councillors for period of 15 minutes and will first call on the relevant Committee Chair to respond

to the petition and move a proposed response. The Mayor will then call on those councillors who have indicated a desire to speak in the matter, before calling on the relevant Committee Chair to respond to the debate;

- (iii) An amendment to the recommendation in paragraph 2.1 of the report or to add additional recommendations should be submitted by 10.00am on the day of the meeting; otherwise it will be subject to the Chair's discretion as to being appropriate. Any such amendment will need to be formally moved and seconded at the meeting;
- (iv) After the 15 minutes set aside for the debate, the Mayor will then formally put:
 - (v) (a) Any amendments in the order in which they are moved, and
 - (b) The substantive recommendation(s) as amended (if amended).

WRITTEN QUESTIONS FROM COUNCILLORS

The following questions have been received from Councillors and will be taken as read along with the written answer which will be included in an addendum that will be circulated at the meeting:

(1) Councillor West

Unightly rubbish is piling up beside the city's arterial roads. Whilst not only threatening the nearby flora and fauna, this detritus also risks blowing into the national park and going into the drainage system. Given that some of the litter is large sheets of polythene that may get blown across the carriageway it also poses a worrying threat to road users.

In January 2017 Greens pushed the Council to write directly to the Secretary of State for Environment urging them to increase the additional funding required for Highways England to adequately conduct litter picking and detritus removal across all areas of our natural environment. This included our key arterial roads. The Government response ignored this request and unfortunately focused solely on fixed penalty fines for littering. It also did not address the discrepancy between the role of Highways England and of the local Council to maintain this land.

I am disappointed to learn recently that Highways England refused to give permission for the road closures. Greens are increasingly concerned that there appears to be little management of the relationship between the Labour Council and Highways England in order to deal with roadside litter. This urgently needs to be addressed. It would also be positive if signage was introduced, as it is in neighbouring West Sussex.

Can the Chair of Environment say what action is being taken to urgently address these issues?

Reply from Councillor Mitchell – Chair of the Environment, Transport & Sustainability Committee**(2) Councillor Lewry**

New Homes

Please can the Administration advise how many new homes have been started and completed since 2015 that were not already in the pipeline from the previous Administration? Can they also advise how much has been spent in providing these homes and what the rents are for each of them? Can the Administration also advise how many are in construction now and will actually be completed by May 2019 and the associated costs with the proposed rents for each of them?

Reply from Councillor Meadows – Chair of the Housing & New Homes Committee

(3) Councillor Wares

Cityclean

Please can the Administration provide performance details for its initiatives to provide both commercial waste and green waste collections and compare those performances against the business plans used to establish these initiatives? Can the Administration also provide details on progress for supplying the new recycling wheelie bins? How many remain to be delivered and how many bins that have been delivered still have to be swapped for smaller and to a lesser extent, larger bins. Can the Administration confirm when the roll-out programme will be complete taking account of residents actually having the right size bins they need?

Reply from Councillor Mitchell – Chair of the Environment, Transport & Sustainability Committee

(4) Councillor Taylor

Hospital for Hove

Can the Administration outline the steps they intend to take via the Health and Wellbeing Board to provide a 'Hospital for Hove', that will include a Multidisciplinary Community Diagnostic Centre, a GP Hub and small A&E Unit, given that the demand for a school in Toads Hole Valley no longer exists?

Reply from Councillor Yates – Chair of the Health & Wellbeing Board

(5) Councillor Simson

Mesh verges

Residents across the city are fed up with vehicles parking on grass verges because of the damage caused, the unsightly impression it gives and the cost to the public purse for repairs. However, residents would not be so concerned especially in neighbourhoods like Woodingdean and Hangleton & Knoll, where it is impossible for houses to have off road parking, if no damage was being caused.

So will the council look at a long-term solution and cost the provision of grasscrete or cheaper rubber grass-road blocks as a spend to save measure? This could be done on a rolling basis and would allow grass to grow through and be mowed in the usual way without having the ongoing annual damage caused by parked vehicles that is expensive to repair and causes so many complaints.

Reply from Councillor Mitchell – Chair of the Environment, Transport & Sustainability Committee

(6) Councillor Gibson

How much under the HRA borrowing cap was BHCC on 1st April 2015 and the 1st of April 2018?

Reply from Councillor Meadows – Chair of the Housing & New Homes Committee

(7) Councillor Gibson

What was the net borrowing taken up between 1st April 2015 and 1st April 2018 when expressed as a percentage of the maximum borrowing available to the HRA on the 1st of April 2015?

Reply from Councillor Meadows – Chair of the Housing & New Homes Committee

(8) Councillor Gibson

Financial modelling of new council homes

Having provided the figures for the estimated surplus/deficit over the 60 year financial modelling period for:

- Aldwick Mews
- Brook Mead
- Darwell Court
- Flint Close
- Hobby Place
- Kite Place
- Pierre Close
- Preston Rd
- Robert Lodge (N)
- Robert Lodge (S)
- Lynchet Close
- Kensington St

And used assumptions to calculate these answers for each scheme (above). For each scheme model, please can you indicate what the assumptions used were in the calculations on each of the above schemes for the following elements of the model:

- 1) Initial Management costs per property (+ inflation assumption for future years)
- 2) Initial Major repair costs per property (with inflation assumption for future years)

- 3) Initial rent and assumptions about future rent increases over the 60 year model
- 4) Initial Maintenance costs per property (+ inflation assumption for future years)
- 5) Service charge costs and inflationary assumptions on these costs over the period of the model

Reply from Councillor Meadows – Chair of the Housing & New Homes Committee

(9) Councillor Gibson

Where schemes are part funded by borrowing, the modelling makes different assumptions for the rate of interest payable on the borrowing to reflect market expectations. For each the schemes actually undertaken, please can you indicate for that scheme what the assumed rate of borrowing was and what the actual rate was when the borrowing was undertaken?

Reply from Councillor Meadows – Chair of the Housing & New Homes Committee

(10) Councillor Gibson

Given the rise in rough sleeping in the city of 128% since the rough sleeping strategy was launched in 2015 compared with a 33% increase in the rest of the country, do you believe there are any changes that can be made to improve our performance compared to the national average? And what might these changes be?

Reply from Councillor Moonan – Lead Member for Rough Sleeping

(11) Councillor Nemeth

Beach huts

Why was no urgent public statement made by the City Council following break-ins to 34 beach huts at the end of March, and prior to 33 break-ins the following week, in order to alert owners to security and safety concerns?

Reply from Councillor Robins – Chair of the Tourism, Development & Culture Committee

(12) Councillor Mac Cafferty

Pool Valley

Anyone arriving in the city via National Express coaches does not have a warm welcome. Pool Valley has sadly become run down and is unwelcoming. A decade after the plans to upgrade the National Express bus depot for the city

were put on ice, what work will the administration commit to improve Pool Valley with National Express and other partners?

Reply from Councillor Mitchell – Chair of the Environment, Transport & Sustainability Committee

(13) Councillor Mac Cafferty

Bins on Wilbury Road

Currently there are 3 communal waste and recycling bins and 8 commercial bins, in a 10 metre stretch of pavement and road at the foot of Wilbury Road. This is too often smelly and messy. The bins are poorly sited and a crowded pavement mean neighbours, businesses and pedestrians are suffering. Every day residents and visitors have to negotiate their way around the bins, any overspill and a BT phone box. As several businesses use their premises nearby for client meetings, the smell and mess are embarrassing. Although we flagged this concern to Cityclean for an investigation, 2 years after being first flagged the issue is still as persistent.

Can Councillor Mitchell please have the situation investigated and acted upon? Ideally this would involve combined action to locate some of the bins elsewhere and/ or collection frequency raised.

Reply from Councillor Mitchell – Chair of the Environment, Transport & Sustainability Committee

(14) Councillor Mac Cafferty

York Road collisions data

Further to residents' concerns about safety, please can road collisions data for the junction of York Road, York Avenue and Lansdowne Road be tabulated for the last 3 years, detailing date, severity (fatal, serious or slight severity) and vehicle type?

Reply from Councillor Mitchell – Chair of the Environment, Transport & Sustainability Committee

(15) Councillor Mac Cafferty

Dangerous driving around Norfolk Square

The hit and run collision on 28th March at the junction of Borough Street and Western Road and the car crashing at the junction of Norfolk Square and Western Road on 9th February are the latest expression of dangerous driving in this area. This is often experienced in the one way streets being used as rat runs with vehicles often travelling at dangerous speeds. Please can road collisions data for Borough Street, Temple Street, Norfolk Road and Norfolk Square be tabulated for the last 3 years, detailing date, severity (fatal, serious or slight severity) and vehicle type?

And, what work, if any, has been undertaken with the Police and Crime Commissioner and Sussex Police to ensure safety for all road users in this area is prioritised?

Reply from Councillor Mitchell – Chair of the Environment, Transport & Sustainability Committee

(16) Councillor Mac Cafferty

Floral Clock

Brunswick in Bloom will be soon with us once again (early July), can the Floral Clock mechanism be repaired in time for this?

Reply from Councillor Mitchell – Chair of the Environment, Transport & Sustainability Committee

ORAL QUESTIONS FROM COUNCILLORS

A period of not more than 30 minutes is set aside for oral questions from Members, at the expiry of which, the Mayor will call a halt and proceed to the next item of business of the agenda. Any Member whose question then remains outstanding will be contacted to determine whether they wish to have a written answer provided or for their question to be carried over to the next meeting.

The following Members have indicated that they wish to put questions to the Leader, Chairs of Committees or Members of the Council that have been appointed to an outside body. The Councillor asking the question may then ask one relevant supplementary question which shall be put and answered without discussion:

(1) Councillor Janio

Subject matter: Valley Gardens

Reply from Councillor Mitchell – Chair of the Environment, Transport & Sustainability Committee

(2) Councillor Mac Cafferty

Subject matter: Health Organisation

Reply from Councillor Yates – Chair of the Health & Wellbeing Board

(3) Councillor Barnett

Subject matter: Dog Walkers

Reply from Councillor Mitchell – Chair of the Environment, Transport & Sustainability Committee

(4) Councillor Page

Subject matter: Primary Care Capacity

Reply from Councillor Yates – Chair of the Health & Wellbeing Board

(5) Councillor Bell

Subject matter: Government Funding

Reply from Councillor Hamilton – Deputy Chair (Finance) of the Policy, Resources & Growth Committee

(6) Councillor Phillips

Subject matter: Sexual Health Services

Reply from Councillor Yates – Chair of the Health & Wellbeing Board

(7) Councillor Wares

Subject matter: Byelaws

Reply from Councillor Mitchell – Chair of the Environment, Transport & Sustainability Committee

- (8) Councillor Littman**
Subject matter: City Clean

Reply from Councillor Mitchell – Chair of the Environment, Transport & Sustainability Committee

- (9) Councillor C. Theobald**
Subject matter: A27 Litter

Reply from Councillor Mitchell – Chair of the Environment, Transport & Sustainability Committee

- (10) Councillor Gibson**
Subject matter: Using available borrowing to expand the supply of council housing.

Reply from Councillor Meadows – Chair of the Housing & New Homes Committee

- (11) Councillor G. Theobald**
Subject matter: Sense of Place

Reply from Councillor Robins – Chair of the Tourism, Development & Culture Committee

- (12) Councillor Mears**
Subject matter: Fire Safety

Reply from Councillor Meadows – Chair of the Housing & New Homes Committee

- (13) Councillor Nemeth**
Subject matter: Beach Huts

Reply from Councillor Robins – Chair of the Tourism, Development & Culture Committee

- (14) Councillor Miller**
Subject matter: Channel 4 Relocation

Reply from Councillor Robins – Chair of the Tourism, Development & Culture Committee

- (15) Councillor Peltzer Dunn**
Subject matter: B2066

Reply from Councillor Mitchell – Chair of the Environment, Transport & Sustainability Committee

Council

19 April 2018

Agenda Item 91

Brighton & Hove City Council

| | | | |
|-------------------------|---|--|--------------------------|
| Subject: | Pay Policy Statement 2018/19 Extract from the proceedings of the Policy, Resources & Growth Committee meeting held on the 29 th March, 2018. | | |
| Date of Meeting: | 19 April 2018 | | |
| Report of: | Executive Lead Officer for Strategy, Governance & Law | | |
| Contact Officer: | Name: | Lisa Johnson | Tel: 01273 291228 |
| | E-mail: | lisa.johnson@brighton-hove.gov.uk | |
| Wards Affected: | All | | |

FOR GENERAL RELEASE***Action Required of Council:***

To receive the item referred from the Policy, Resources & Growth Committee for decision:

Recommendation: That the Pay Policy Statement 2018/19 as set out in Appendix 1 to the report be adopted.

**BRIGHTON & HOVE CITY COUNCIL
POLICY RESOURCES & GROWTH COMMITTEE**

4.00pm 29 MARCH 2018

COUNCIL CHAMBER, HOVE TOWN HALL

MINUTES

Present: Councillor Hamilton (Chair) Janio (Opposition Spokesperson), Mac Cafferty (Group Spokesperson), Bell, Mitchell, Peltzer Dunn, Robins, Sykes, Wealls and Yates.

114 PAY POLICY STATEMENT 2018/19

114.1 RESOLVED:

That the Committee agreed to recommend to Council the adoption of the Pay Policy Statement 2018/19 attached at Appendix 1 to the report.

| | | | |
|--------------------------|--|--|--------------------------|
| Subject: | Pay Policy Statement 2018/19 | | |
| Date of Meeting: | 19 April 2018 29 March 2018 – Policy, Resources & Growth Committee | | |
| Report of: | Executive Director Finances & Resources | | |
| Contact Officer: | Name: | Matt Naish | Tel: 201273 95088 |
| | Email: | matt.naish@brighton-hove.gov.uk | |
| Ward(s) affected: | All | | |

FOR GENERAL RELEASE**1. PURPOSE OF REPORT AND POLICY CONTEXT**

- 1.1 The Localism Act 2011 requires local authorities to produce a pay policy statement to be approved by Council annually before the start of the financial year to which it relates. The aim is to increase accountability, transparency and fairness in the setting of local pay. These statements must set out the council's policies on a range of issues relating to the pay of its workforce, particularly its senior and lowest paid staff. The provisions in the Act do not seek to determine what decisions on pay should be taken or what policies should be in place, but require councils to be more open about their policies and how decisions are made
- 1.2 This report seeks approval of the Policy, Resources and Growth Committee to recommend to Council the attached pay policy statement for adoption from 1st April 2018.
- 1.3 The pay policy statement summarises the parameters within which staff are paid. These parameters are in turn governed by a local pay framework set with reference to national terms and conditions, and nationally agreed pay awards.

2. RECOMMENDATIONS:

- 2.1 That Policy, Resources & Growth Committee recommends to Council the adoption of the pay policy statement 2018/19 attached at Appendix 1.

3. CONTEXT/ BACKGROUND INFORMATION

- 3.1 The Localism Act 2011 requires local authorities to produce annual pay policy statements prior to the year to which they relate. The statement for 2018/19 is attached at Appendix 1. The council may amend its statement by resolution of Council if required during the year to which it relates. Schools' staff fall outside the scope of this legislation. Individual governing bodies are responsible for setting and updating their own Schools' Pay Policy each year.

- 3.2 The guiding principles for the council's pay policy are set out in the attached statement under 'Aims'. The council has adopted national terms and conditions and these provide scope for local determination on grading structures and pay lines as well as the ability to negotiate on working pattern allowances. has the ability to determine its payline and grading structure and payments over and above basic pay.
- 3.3 Chief officers, for the purpose of this legislation, are those who report to the Chief Executive and those who report to posts reporting to the Chief Executive i.e. deputy chief officers.
- 3.4 The statement must provide a definition of lowest-paid employees adopted by the council for the purposes of the statement and it must include the council's policies relating to the remuneration of chief officers, payments to chief officers on leaving and the publication of information on the remuneration of chief officers. The Department for Communities and Local Government guidance, 'Openness and Accountability in Local Pay', states that Members should be offered the opportunity to vote before large salary packages are offered in respect of a new appointment. The Secretary of State's guidance considers the appropriate threshold to be £100,000. In Brighton & Hove, the Council has established an Appointment and Remuneration Panel whose advice must be sought in relation to senior salaries. Therefore, it is considered that there are adequate systems in place to ensure value for money.
- 3.5 Supplementary Guidance published in February 2013 recommends greater scrutiny and accountability for decisions made to offer large severance packages. Again the recommended threshold for Member involvement is set at £100,000 and states that all components of such packages e.g. pay in lieu of salary, redundancy payments, pension entitlements, holiday pay and any other fees or allowances are clearly set out. The attached pay policy statement provides that decisions in relation to permanent recruitment to posts which attract a total remuneration package above the £100,000 threshold will be referred to the Appointments and Remuneration Panel for consideration and recommendation to the Chief Executive. The same provision is made with regard to severance packages above £100,000, with the Chief Executive having authority to agree a severance package above £100,000 where the severance package has been recommended by the Appointments and Remuneration Panel. All other severance packages are considered and agreed by an officer compensation panel comprising the Head of Human Resources, the Monitoring Officer and the s151 Officer (or their delegates). The council's external auditors are also consulted about the value for money of any potential offers to Chief Officers. Compensation packages in excess of £100,000 which relate to the Chief Executive will be referred to Policy, Resources & Growth Committee for approval.

Note: The Council's arrangements in relation to exit payments will operate subject to any requirements imposed by Regulations made pursuant to the Enterprise Act 2016 and the Small Business, Enterprise and Employment Act 2015 and to associated guidance.

- 3.6 The Localism Act 2011 does not require specific numerical data on pay and reward to be published as part of a council's pay policy statement. However, the

guidance suggests that consideration be given to how the pay policy statement fits with data on pay and reward that councils are already required to publish on their websites, under the Local Government Transparency Code and by the Accounts and Audit (England) Regulations 2011. The data that is published is published in accessible formats according to the guidance contained in the aforementioned publications.

- 3.7 The council publishes pay data annually in accordance with the Local Government Transparency Code. The majority of this information is published as soon as possible after the start of the financial year, however information required to be published in conjunction with the Accounts and Audit (England) Regulations 2011 is published in June each year in an unaudited format and then the fully audited accounts are published in September each year.
- 3.8 The Localism Act 2011 requires authorities to explain what they think the relationship should be between the remuneration of its chief officers and its employees who are not chief officers. The pay multiple is calculated using the median pay of all employees within the scope of the Pay Policy Statement as a multiple of the Chief Executive's salary. This method is in line with the Hutton report on Fair Pay, which is referred to in the 'Openness and Accountability in Local Pay' guidance. Last year the pay multiple was 5.7:1. This is recalculated after the end of the financial year and published on the council's website as part of our pay data. The pay multiple is calculated using the definition contained in the Local Government Transparency Code i.e. the ratio between the highest paid employee and the median salary of the whole of the authority's workforce (excluding school staff).
- 3.8 The pay multiple is **yet to be calculated this year** this will be calculated prior to PR&G & Full council**.
- 3.9 The Voluntary Living Wage for council employees will increase to £8.75 per hour with effect from 1st April 2018: an increase of 3.55%
- 3.10 The pay policy statement provides links to our existing policies on redundancy, retirement and other compensation payments. These policies set out who is responsible for decisions on such payments. It is the council's policy that employees who accept a financial package on voluntary termination of their employment with the council are not re-employed or engaged as a self employed contractor or through an agency for a minimum period of two years.
- 3.11 The pay policy statement excludes all schools based staff including Headteachers.
- 3.12 The pay policy statement, when published on our website, will contain hyperlinks to related information.

Proposed Changes in Legislation relating to Exit Payments (not currently in force)

- 3.13 In November 2015 the Government indicated its intention to introduce a cap on exit payments for employees in the public sector. Although provision for this was

included within the Enterprise Act 2016, regulations limiting exit payments remain in draft and no implementation date has been set.

As previously reported, the Enterprise Act states that:

- Exit payments in the public sector will be capped at a maximum of £95,000 including pension benefits
- The cap will include all payments in relation to all exits from relevant employments that occur within 28 day period
- The cap will cover a wide range of payments
- There will be a limited number of exempt payments (e.g. death or injury)
- There will be power for full council to waive the cap subject to Treasury directions.

3.14 In addition, in March 2016 the Government issued draft regulations to provide for the recovery of exit payments made to employees who leave the public sector and return to the same within a period of 12 months. The regulations have not yet taken effect, however if and/or when they do take effect, the Council will be bound by them. The Government proposes to set the minimum salary at which the recovery provisions apply at £80,000 per annum.

3.15 If the proposals outlined in paragraphs 3.13 and 3.14 (or a version of them) are implemented, then relevant council employment policies will be reviewed once the full details and implications are known.

4. ANALYSIS & CONSIDERATION OF ANY ALTERNATIVE OPTIONS

4.1 Section 39(1) of the Localism Act 2011 requires the Council to approve its Pay Policy Statement, while section 39(5) requires that it publish its Pay Policy Statement as soon as reasonably practicable after approval. This report and the Pay Policy Statement are considered to achieve the appropriate levels of transparency and to comply with relevant guidance.

5. COMMUNITY ENGAGEMENT & CONSULTATION

5.1 The purpose of this pay policy statement is to provide transparency regarding how local decisions on pay are made.

6. CONCLUSION

6.1 It is a requirement of the Localism Act 2011 that Members are consulted prior to the publication of the Pay Policy Statement. It is therefore recommended that Policy and Resources Committee approve this report and make the recommendation to full council to approve the Pay Policy Statement 2018/19.

7. FINANCIAL & OTHER IMPLICATIONS:

Financial Implications:

7.1 The annual pay policy statement supports good governance and allows benchmarking comparisons with other local authorities to assess Value for

Money. The pay assumptions within the budget for 2018/19 are consistent with this policy including provision for the Living Wage to increase to £8.75 per hour from 1st April 2018.

Finance Officer Consulted: James Hengeveld

Date: 04/02/16

Legal Implications:

- 7.2 The proposed Pay Policy Statement complies with the requirements of s38 of the Localism Act 2011 and has taken into account associated guidance. The proposed arrangements are considered to satisfy the expectations articulated in the guidance regarding member oversight of relevant exit payments. The Statement is also consistent with existing Data Protection and Employment legislation. The Repayment of Public Sector Exit Payments Regulations 2016, made under the Enterprise Act 2016, remain in draft and it is not yet clear when or if they will become law. If implemented, these Regulations will require certain public sector workers to repay some or all of any 'qualifying exit payments' in certain circumstances. The Public Sector Exit Payments Regulations 2016, also still in draft, propose to set a cap of £95,000 to apply to the majority of public sector exit payments. The Council's employment policies and procedures will require review should the law change in the terms described above, this to ensure that they reflect the requirements of the new regulations and any associated guidance.
- 7.3 It is a requirement of the Localism Act that the Pay Policy Statement be approved by Full Council.

Lawyer Consulted: Victoria Simpson

Date: 31/01/18

Equalities Implications:

- 7.4 The publication of a pay policy statement increases transparency over pay and promotes fairness.

Sustainability Implications:

- 7.5 None

Any Other Significant Implications:

- 7.6 The pay policy statement provides local taxpayers with information on how the council makes local decisions on pay and thus provides greater openness and transparency to assist the public to assess value for money

SUPPORTING DOCUMENTATION

Appendices:

1. Appendix 1 Pay Policy Statement 2018/19

Documents in Members' Rooms

None

Background Documents

1. The Localism Act 2011
2. Openness and accountability in local pay: Guidance under section 40 of the Localism Act – published February 2012
3. Openness and accountability in local pay: Guidance under section 40 of the Localism Act Supplementary Guidance –published February 2013
4. Code of Recommended Practice for Local Authorities on Data Transparency
5. Hutton Review of Fair Pay in the Public Sector 2011

Brighton & Hove City Council Pay Policy Statement 2018/19

1 Aim

Brighton & Hove City Council wants to ensure that the City and its residents receive high quality services and excellent value for money. In the context of the significant budget challenges that the council faces, pay levels need to be set at a level that will enable the council to attract and retain high calibre individuals without being overly generous or imprudent with public funds.

To achieve this, the council requires a workforce at all levels that is conscientious, professional and reliable and which has the relevant up-to-date skills and knowledge to deliver high quality services to the residents of and visitors to Brighton and Hove.

The council depends on a high calibre senior management team able to provide leadership and to work in close partnership with other private, public and voluntary agencies across the City. The senior team need to work with partners to assess and understand the level of need across the City and to commission and deliver services. At the same time they need to be able to lead change programmes and reduce costs to deliver better outcomes for customers. An innovative, skilled and experienced workforce is vital to the delivery of our vision and this is at the heart of our pay policy. This principle applies from the lowest to highest paid employee.

Whilst recognising the market rates for pay, and seeking to attract the best talent the council seeks to ensure that pay policies are based on fairness and equality and allow the workforce to live healthy and happy lives. The council has introduced the voluntary 'Living Wage' and is working to reduce the pay gap between the highest and the lowest paid. The pay multiple between the Chief Executive and the median earnings of the rest of the workforce will be published annually on the council's website.

2 Scope

This document complies with our statutory responsibility to produce a pay policy statement annually pursuant to s38(1) of the Localism Act 2011. This policy statement requires approval by full council. The council wishes to ensure that local taxpayers are able to take an informed view on all aspects of the council's remuneration arrangements and the pay policy statement will be published on the council's website.

The statement applies to all employees of the council and 'casual workers', except for those staff based in schools and apprentices throughout the council.

The Council's arrangements in relation to exit payments will operate subject to any requirements imposed by Regulations made pursuant to the Enterprise Act 2016 and the Small Business, Enterprise and Employment Act 2015 and to associated guidance.

3 Definitions

For the purposes of the pay policy statement the following definitions will apply:

- Brighton & Hove City Council defines its lowest paid employees as those who are paid on the lowest spinal column point of our [grading structure](#). This is the voluntary 'Living Wage' and is applied to casual workers as well as employees. A full time post is based on a 37 hour week.
- Chief Officers are defined as those who report directly to the Chief Executive. In Brighton & Hove these are currently the members of the Executive Leadership Team. Those who report to the Executive Leadership Team, for the purpose of this policy statement, are also defined as Chief Officers.

Senior Structure

For the purposes of this pay policy statement the Executive Leadership Team comprises the following posts; Chief Executive, Executive Director Families, Children and Learning (incorporating Director of Children's Services (DCS) role), Executive Director Health and Adult Social Care (incorporating Director of Adult Social Services (DASS) role), Executive Director of Economy, Environment and Culture, Executive Director Finance and Resources, Executive Lead Officer, Strategy, Governance and Law, Executive Director of Neighbourhoods, Communities and Housing.

The Corporate Management Team comprises members of the Executive Leadership Team and Heads of each Service ([Link to structure chart](#)).

National Pay and Conditions

There are a number of national agreements produced through collective bargaining arrangements for different groups of local government staff. The main negotiating bodies relevant to our workforce and their scope are listed below. Brighton & Hove City Council operates these national conditions as amended by local agreements.

The National Joint Council (NJC) for Local Government Services negotiates collective agreements on pay and conditions for local authority employees who are not covered by other specialist negotiating bodies (e.g. teachers).

The Joint Negotiating Committee for Chief Officers of Local Authorities (JNC) covers the pay and conditions for Chief Officers.

The Soulbury Committee negotiates the pay and conditions for advisory staff in local education authorities (LEAs), such as: educational improvement professionals (previously advisers and inspectors) and educational psychologists.

The Joint Negotiating Committee for Youth and Community Workers covers the pay and conditions of youth and community workers.

4 Governance

The Policy, Resources & Growth Committee is responsible for setting policy on pay and conditions of employment within Brighton & Hove City Council. The council has adopted the National Joint Council terms and conditions for local authority staff as amended locally. Chief Officers, including the Chief Executive, are mainly employed on nationally negotiated JNC terms and conditions but their pay is determined locally. A minority of Chief Officers are employed on NJC terms and conditions, but similarly their pay is determined locally.

The relevant sub-committee, committee or the Chief Executive approves the appointment of staff in accordance with the Officer Employment Procedure Rules. The Council has adequate systems in place through the Appointment and Remuneration Panel to ensure value for money.

The Appointments and Remuneration Panel may also be consulted for its views in connection with the statement of pay policy. ([Link to Constitution](#)). The policy in respect of the remuneration of interims and consultants is set out under paragraph 19 below.

5 Grading Structure

The council uses a recognised, analytical job evaluation scheme to ensure that there is an objective process for determining the relative size of jobs and thus allocating jobs to the appropriate grade. This is used for all posts, apart from those of the Chief Executive and Executive Directors and staff employed on Soulbury and Youth Worker conditions of service. Our current pay and grading structure was implemented during 2010.

6 Progression

All posts, apart from that of the Chief Executive and the Executive Directors are employed on grades containing spinal column points. Employees progress through their grade each year, rising by one incremental point, until reaching the maximum point of the grade. Pay awards for NJC and JNC staff are negotiated nationally. ([NJC and JNC grades](#)) Where a member of staff is the subject of formal disciplinary and capability processes, increments may be withheld.

Employees may be accelerated up the pay grade by a maximum of two spinal column points to recognise exceptional performance. Link to [Additional Payments Policy](#).

7 Remuneration on Appointment

Staff are usually appointed on the minimum spinal column point of the grade. However, where there are difficulties recruiting to a post or where an individual can demonstrate significant valuable previous experience, appointment may be agreed at a higher spinal column point within the grade.

The Chief Executive is required to consult the Council's Appointments and Remuneration Panel on the appropriate starting salary for any new permanent Executive Director appointments or any other proposal to offer a permanent appointment with a salary package of £100,000 or more.

8 Chief Executive

The Chief Executive's salary is set to ensure that it is competitive when compared to roles of similar size and complexity elsewhere and with regard to the challenges, additional hours and working arrangements required to achieve the requirements of the role. The salary is on a single fixed salary point. Nationally negotiated cost of living awards are applied.

The Chief Executive is entitled to receive a fee as set by the Ministry of Justice for acting as the local returning officer for elections. ([Link to actual earnings and earnings forecast for 2018/19](#))

Full Council is required to approve the appointment of the Chief Executive following the recommendation of such an appointment by the Appointment and Remuneration Panel.

9 Executive Directors

The pay and grading of Executive Directors is determined by the requirements of the role and by reference to the labour market for roles of a similar size and complexity. They are on a single fixed salary point. Nationally negotiated cost of living awards are applied ([Link to actual earnings and earnings forecast for 2018/19](#)).

10 Corporate Management Team (excluding Executive Directors)

The pay structure for posts at this level ensures the council is able to attract and retain staff with the suitable skills and experience to deliver the council's many services. Nationally negotiated cost of living awards are applied.

11 Additional Payments

In order to ensure sufficient flexibility to reward staff who are undertaking additional responsibilities the Council's policy on [Additional Payments](#) provides for Acting Up Allowances or a one-off Honorarium Payment to be made in specific circumstances.

12 Market Supplements

The Council may pay a market supplement, in accordance with the council's market supplement policy, where there are proven shortages of individuals with particular skills and experience.

13 Travel and Expenses

Where authorised to do so, employees are entitled to be reimbursed for mileage they incur whilst discharging their official duties. The rate of [reimbursement](#) will depend on the engine size of a car, other rates are applicable where motorbikes and bicycles are used for this purpose. Employees who have to use public transport to travel for their role are entitled to reclaim the costs of the transport under the council's expenses policies.

14 Working Pattern Allowances

The council introduced a new allowance scheme for those employed on NJC terms and conditions on the 01 October 2013, these allowances reward employees who work outside the council's standard working week, which is Monday to Friday between 6am to 8pm each day. Working outside of these standard times will attract an enhancement to the hourly rate. Details can be found in the Employee Rights & Responsibilities document.

15 Annual Leave

Annual leave entitlements vary according to the terms and conditions of employment. [Annual leave entitlements](#) are published on the Council's website.

16 Pension Scheme

Membership of the Local Government Pension Scheme is subject to the rules of the scheme and contribution rates are set by legislation ([Link to Rates on ESCC website](#)). Where individuals are already in receipt of a local government pension they are subject to the rules on abatement of pension within the scheme.

17 Redundancy, Retirement and other Compensation Payments

The council's approach to dismissals on the grounds of redundancy or efficiency of the service and in the case of early retirement can be found in the following policies on our website: [Redundancy, Retirement and other Compensation Payments policy statement](#) and [Retirement at Brighton & Hove](#).

In exceptional circumstances the council will agree to settle a claim or potential dispute upon the termination of employment by way of a compensation payment. This is agreed by an officer panel comprised of the Head of Human Resources, the Monitoring Officer and the Executive Director Finance and Resources (or their delegates). In the case of Chief Officers or in any cases where the proposed total payment is £100,000 or more, the Chief Executive may approve the severance package where the package has been recommended by the Appointments and Remuneration Panel. The Council's External Auditor is also consulted about any potential offers to Chief Officers. Compensation packages in excess of £100,000 which relate to the Chief Executive will be referred to Policy, Resources & Growth Committee.

Note: This Statement of Pay Policy will operate subject to any requirements regarding exit payments pursuant to the Enterprise Bill and the Small Business, Enterprise and Employment Act 2015 and associated Regulations.

18 Pay Protection

In cases where an employee is redeployed into a lower graded role due to their original role being made redundant, the annual protection payment will be the difference between the employee's normal contractual pay in the former post and the normal

contractual pay of the new post in year 1; and in year 2 it will be 75% of this value. After which the employee will be paid the rate for the role they've been redeployed into.

An employee will have the amount of their protection re-calculated should their pay details change at any point during the protection period so that their amount of pay does not exceed the pay they received in the role they were made redundant from.

19 Job Evaluation

The council grades all NJC and JNC roles using a job evaluation scheme to ensure roles of equal value are paid equitably. The council's allowance scheme sets out circumstances where individuals are entitled to payments beyond their basic grade.

20 Remuneration of Staff – Contract for Services

Individuals employed on a contract for services will be paid at a rate consistent with the pay of directly employed staff performing a comparable role and will consider where relevant, a premium to take into account any relevant market factors. It is the council's policy to minimise the use of consultants wherever possible and the approval of the Chief Executive is required prior to any commitment to expenditure on consultants in excess of £10,000.

21 Remuneration of Staff – Publication of Information

The council publishes details of [staff earnings](#) in accordance with legal requirements on transparency. Further information is contained in the [Annual Report and Accounts](#) in accordance with the Audit of Accounts legislation.

Council

19 April 2018

Agenda Item 92

Brighton & Hove City Council

| | | | |
|-------------------------|---|--|-------------------|
| Subject: | Treasury Management Strategy Statement 2018/19 (Incorporating Annual Investment Strategy) Extract from the proceedings of the Policy, Resources & Growth Committee meeting held on the 29 th March, 2018 | | |
| Date of Meeting: | 19 April 2018 | | |
| Report of: | Executive Lead Officer for Strategy, Governance & Law | | |
| Contact Officer: | Name: | Lisa Johnson | Tel: 01273 291228 |
| | E-mail: | lisa.johnson@brighton-hove.gov.uk | |
| Wards Affected: | All | | |

FOR GENERAL RELEASE***Action Required of Council:***

To receive the item referred from the Policy Resources & Growth Committee for decision:

Recommendation:

- (1) That the TMSS and Treasury Management Practices, which remain as approved by Policy, Resources & Growth Committee on 23 March 2017 be approved;
- (2) That the Annual Investment Strategy 2018/19 as set out in Appendix 2 to the report be approved; and
- (3) That the Borrowing Strategy as set out in Appendix 3 to the report be approved.

BRIGHTON & HOVE CITY COUNCIL
POLICY RESOURCES & GROWTH COMMITTEE

4.00pm 29 MARCH 2018

COUNCIL CHAMBER, HOVE TOWN HALL

MINUTES

Present: Councillor Hamilton (Chair) Janio (Opposition Spokesperson), Mac Cafferty (Group Spokesperson), Bell, Mitchell, Peltzer Dunn, Robins, Sykes, Wealls and Yates.

113 TREASURY MANAGEMENT STRATEGY STATEMENT 2018/19 (INCORPORATING ANNUAL INVESTMENT STRATEGY)

113.1 The Committee considered the report of the Executive Director, Finance & Resources regarding the Treasury Management Strategy Statement (TMSS) and the Annual Investment Strategy for 2018/19.

113.2 Councillor Wealls thanked the Executive Director Finance & Resources for the recent training provided on Treasury Management. He noted that there had been changes from last year, but only some of those had been highlighted in the report and asked if in future all changes could be noted. The Executive Director, Finance & Resources agreed to do that.

113.3 Councillor Yates referred to Appendix 3 to the report, and asked if there was any update on whether the Council were able to access the Public Works Loan Board's infrastructure interest rates. Officers said it was hoped they would find out in the next few weeks, but the timescale was uncertain.

113.4 RESOLVED:

- (1) That Policy, Resources & Growth Committee recommends that full Council approve the TMSS and Treasury Management Practices, which remain as approved by Policy, Resources & Growth Committee on 23 March 2017.
- (2) That Policy, Resources & Growth Committee recommend that full Council approve the Annual Investment Strategy 2018/19 as set out in Appendix 2 to this report.
- (3) That Policy, Resources & Growth Committee recommends that full Council approve the Borrowing Strategy as set out in Appendix 3 to this report.

| | | | |
|--------------------------|--|---|--------------------------|
| Subject: | Treasury Management Strategy Statement 2018/19 (Incorporating Annual Investment Strategy) | | |
| Date of Meeting: | 19 April 2018 29 March 2018 – Policy, Resources & Growth Committee | | |
| Report of: | Executive Director of Finance & Resources | | |
| Contact Officer: | Name: | James Hengeveld | Tel: 01273 291242 |
| | Email: | James.hengeveld@brighton-hove.gov.uk | |
| Ward(s) affected: | All | | |

FOR GENERAL RELEASE**1. PURPOSE OF REPORT AND POLICY CONTEXT**

- 1.1 Part 1 of the Local Government Act 2003 requires each local authority, inter alia, to:
- comply with the requirements of ‘the Code of Practice for Treasury Management in the Public Services’ issued by CIPFA; and
 - comply with investment guidance issued by the Secretary of State
- 1.2 The Code of Practice requires each local authority to set out its strategy on treasury management for the forthcoming year. Additionally, guidance issued under the Local Government 2003 requires a local authority to approve an annual investment strategy. The purpose of this report is to recommend a Treasury Management Strategy Statement (TMSS - formerly called the Treasury Management Policy Statement), Treasury Management Practices and Annual Investment Strategy for the financial year commencing 1 April 2018.
- 1.3 At its meeting in March 2017, Policy, Resources & Growth Committee approved both the Treasury Management Statement and Treasury Management Practices for 2017/18 and subsequent years. There are no changes recommended to the Statement or Practices.
- 1.4 This year, this Committee is asked to recommend all three of the aforementioned strategies to full Council for its approval. This is in line with best practice and in preparation for submitting the report alongside the Budget Report in 2019/20 onwards.

2. RECOMMENDATIONS:

- 2.1 That Policy, Resources & Growth Committee recommends that full Council approve the TMSS and Treasury Management Practices, which remain as approved by Policy, Resources & Growth Committee on 23 March 2017.

- 2.2 That Policy, Resources & Growth Committee recommend that full Council approve the Annual Investment Strategy 2018/19 as set out in Appendix 2 to this report.
- 2.3 That Policy, Resources & Growth Committee recommends that full Council approve the Borrowing Strategy as set out in Appendix 3 to this report.

3. CONTEXT/ BACKGROUND INFORMATION

Background

- 3.1 The council is required to operate a balanced budget, which broadly means that cash raised during the year will meet cash expenditure. Part of the treasury management operation is to ensure that this cash flow is adequately planned, with cash being available when it is needed. Surplus monies are invested into counterparties and instruments commensurate with the council's risk appetite.
- 3.2 The second main function of the treasury management service is the funding of the council's capital plans. The capital plans provide a guide to the borrowing need - which is essentially the longer term cash flow plan - to ensure the council can meet its capital spending obligations.
- 3.3 The recommended TMSS follows the drafting format recommended in the Treasury Management Code of Practice. The Treasury Management Practices and schedules identify the practices and procedures that will be followed to achieve the aims of the TMSS and that underpin the council's Treasury Management function. These practices remain unchanged from previous years and are considered 'best practice' under the Code.

Reporting Requirements

- 3.4 The Council is currently required to receive and approve, as a minimum, three main reports each year which incorporate a variety of treasury policies, estimates and actuals.
- 3.5 At the beginning of the year, the authority is required to receive and approve:
- The treasury management strategy (how the investments and borrowings are to be managed) including treasury indicators;
 - An Annual Investment Strategy (the parameters on how investments are to be managed);
 - The council's capital plans (including prudential indicators);
 - The Minimum Revenue Provision (MRP) policy (how residual capital expenditure is charged to the revenue account over time).

The first two outlined above are contained in this report. The prudential and treasury indicators, MRP Policy and capital plans were approved by Budget Council on 22 February 2018. The prudential and treasury indicators are replicated in Appendix 3 of this report.

- 3.6 Two further reports will update members with the mid-year and end of year progress of the performance of the treasury management function.
- 3.7 The above reports are required to be adequately scrutinised before being recommended to the Council. This role is undertaken by Policy, Resources & Growth committee.

Changes to the Prudential Framework

- 3.8 The council undertakes its borrowing and investment decisions in accordance with the four statutory codes which make up the Prudential Framework. Each of these four codes has recently been updated following consultation with Local Authorities. CIPFA released revised Prudential and Treasury Management Codes in December 2017, and the Ministry for Housing, Communities and Local Government released revised Investment Guidance and MRP Guidance in February 2018.
- 3.9 The Prudential Framework has primarily been revised to improve the transparency and accountability of local authority investments, particularly in non-financial commercial investments such as commercial property and loans to third parties. The aim is to ensure members are fully conversant with the risks of non-financial investments and are aware of how the risks are proportional to the council's revenue position and other capital and borrowing activity. The major changes to implement are as follows:

- **Capital Strategy:** All local authorities will be required to prepare an additional report called a Capital Strategy report, which is intended to provide the following:
 -
 - a high-level overview of how capital expenditure, capital financing and treasury management activity contribute to the provision of services;
 - an overview of how the associated risk is managed;
 - the implications for future financial sustainability.

The aim of this report is to ensure that all elected members fully understand the overall strategy, governance procedures and risk appetite entailed by this Strategy.

The Capital Strategy will include capital expenditure, investments and liabilities and treasury management in sufficient detail to allow all members to understand how stewardship, value for money, prudence, sustainability and affordability will be secured.

- **Treasury Management Role of the Section 151 (S151) Officer:** The specific responsibilities of the S151 officers have not been revised under the code's revision. However, as the codes have been extended to cover non-financial investments (which CIPFA have defined as being part of treasury management), it is implicit that there has been an extension of these responsibilities to cover non-financial investments.
- **Implementation:** CIPFA have issued a statement requiring full implementation by 2019/20 but with adoption recommended as early as possible. A Capital Strategy which is compliant with the code's new requirements will be drafted. Additionally, changes may need to be made to the Treasury Management Practices & Schedules and the Council's Financial Regulations and Procedures. Officers are working towards having these requirements in place during 2018/19, with changes to be agreed alongside the 2018/19 Treasury Management Mid-Year Review.

Annual Investment Strategy

- 3.10 The Annual Investment Strategy (AIS) for 2018/19 is set out in Appendix 2 to this report. The AIS gives priority to security and liquidity.

- 3.11 Security is achieved by:
- selecting only those institutions that meet stringent credit rating criteria or, in the case of non-rated UK building societies, have a substantial asset base; and
 - limiting the amount invested with any one institution.
- 3.12 The council uses independent credit rating agencies to assess the creditworthiness of investment counterparties. Aside from some specific exemptions (as set out in 1.3.3 of Appendix 2), the AIS 2018/19 continues with the policy of assessing creditworthiness by applying the lowest rating issued by the three main rating agencies – Fitch, Moody’s, and Standard & Poor’s. In the majority of cases the ratings issued by these agencies are aligned but this is not always the case.
- 3.13 Rating criteria are only one factor taken into account in determining investment counterparties. There are other factors such as:
- counterparty Credit Default Swap prices - traded financial derivatives that are essentially “insurance” against a counterparty’s debt; the price trends of these instruments provide some insight as to how the market views the risk of a particular counterparty;
 - credit watches;
 - outlooks published by the ratings agencies;
 - articles in the financial press.
- 3.14 Action will be taken where it is felt the risk attached to a particular counterparty has or is likely to deteriorate. Action will include the temporary suspension of the counterparty if considered appropriate.
- 3.15 Liquidity is achieved by limiting the maximum period for investment and matching investment periods to cash flow requirements.

Changes to the AIS for 2018/19

Externally managed investments (Cash Manager)

- 3.16 During 2017/18 there has been a change in the council’s relationship with the cash managers (Aberdeen Asset Management). The council now invests directly into Aberdeen’s AAA Ultra Short Dated Bond Fund as opposed to having a segregated mandate for investment. This does not change the risk or return of the funds invested with Aberdeen as the council’s money was already held in this fund. The segregated Cash Manager mandate was originally set up to allow the cash manager to invest directly into other instruments such as gilts. However, in reality as the markets changed following the financial crisis, this mandate was never utilised.

As a result, references to the Cash Manager’s investment parameters have been deleted from the Annual Investment Strategy as this is no longer relevant. The investment is being treated as an investment into an Ultra Short Dated Bond fund (previously called Enhanced Money Market funds in previous AIS documents).

Fund Selection Process

- 3.17 In order to maximise the council’s investment return within appropriate security and liquidity parameters, it is important to match investment time horizons with

cash needs. A balance sheet review has been undertaken which has identified that up to £20 million of the council's reserves are expected to be long term reserves and can therefore be invested for a time horizon of up to 5 years. Additionally, up to £20 million has been identified as being available for investment for a time horizon of up to 3 years in line with cash flow forecasts.

- 3.18 Furthermore, it has been a number of years since the performance of the Aberdeen fund has been tested against other similar funds. The performance of Aberdeen has fallen over the last couple of years, which has presented a good opportunity to review the performance through the undertaking of a selection process for Ultra Short-dated Bond funds.
- 3.19 Working with the council's treasury advisors, treasury officers are expecting to place up to £30 million across a small number of funds. This incorporates the £20 million of longer term reserves as well as a further £10 million which can be safely invested for a 2/3 year time horizon in line with cash flow forecasts.
- 3.20 Link Asset Services has been engaged to assist in a selection process of two types of funds as set out below. The purpose of investing in two different types of fund is to ensure diversification and allow the council to improve its return on investments whilst minimising the risk of capital loss. Both types of funds are already allowable within the council's investment strategy.
- **Ultra Short Dated Bond Funds:** These pooled investment funds are typically invested only in high quality, investment grade instruments. The funds are highly diversified and very liquid and most are rated by the ratings agencies. The funds vary in terms of what assets they invest in, and the recommended investment time horizon varies, from just a few weeks to one year. The council already invests £26 million in the Aberdeen Ultra Short-dated bond fund. Officers expect to invest up to £20 million across up to two funds.
 - **Short Dated Bond Funds:** These funds are also pooled investment vehicles. One evident way these funds differ from the Ultra Short dated funds in that they are largely unrated by the ratings agencies and therefore a greater level of due diligence is required to fully understand the parameters under which they invest. The investment time horizon is longer too, with most funds having a minimum investment time horizon of 2-3 years. The longer term nature of the assets within the fund means that the fund's performance can be more volatile than the Ultra Short Dated fund. Officers will undertake a detailed selection process which will include detailed assessments of a range of different aspects of each fund. These will include the underlying investment process, the experience of the fund management company, permitted instruments, past performance, including volatility, and an understanding of the ethical approach associated with each fund. These assessments will be undertaken following receipt of responses to a detailed questionnaire that will be sent to each fund manager deemed appropriate at the start of the process. Officers expect to invest up to £20 million across up to two funds.

Money Market Fund Reform

- 3.21 The council uses Money Market Funds (MMFs) as its primary means of achieving liquidity within its investment portfolio. The funds that the council currently invests in are funds which use a Constant Net Asset Value (CNAV) pricing method. As reported within the 2017/18 Annual Investment Strategy report in April 2017, new EU regulations for reforming MMFs are coming into force on 1 January 2019. The changes will limit the activity and structure of

CNAV funds to just those which invest solely in government-level securities. As a result, many fund managers will be modifying their non-government MMF structures to LVNAV (Low Volatility Net Asset Value) or VNAV (Variable Net Asset Value). The strategy has been amended to allow the council to invest in all three fund types: up to £10m per AAA rated fund.

Bank Ring-fencing

- 3.22 The government introduced has new ring-fencing legislation which comes into effect from 1 January 2019. Under this legislation large banks (those which hold retail and SME deposits over £25bn) are required to separate out core retail banking activities from their investment and international activities. This is a response to the global economic crisis to improve the resilience of banks.
- 3.23 There are currently 5 UK banks which will be subject to the ring-fencing requirements: the RBS Group, the Barclays group, the Lloyds Banking Group, the HSBC group and Santander UK will therefore be splitting their operations out into two banks. In the majority of cases, the relationship that the council has with these banks will operate within the ring-fence. Where this is not the case, deposits will only be placed with banks where they meet the council's investment strategy parameters.
- 3.24 Where the RBS group is currently treated as having part national status in accordance with 1.3.3 of the AIS (Appendix 2), from 1 January 2019 only the ring fenced part of the group will be treated in this way.

Borrowing Strategy

- 3.25 The Borrowing Strategy is largely determined by the borrowing needs of the council and forecasts of future interest rates. An up-to-date economic analysis and the latest interest rate forecasts are presented in Appendix 1 to this report.
- 3.26 The Borrowing Strategy, as set out in Appendix 3, focuses on reconciling the benefit of undertaking low cost long term funding with the short term cost of carrying additional debt in a low investment rate environment.

Treasury management controls & governance

- 3.27 The treasury management service is subject to detailed audit each year. This includes the testing of the control environment and the management of risk. A substantial assurance level was the assessed result of the most recent audit in December 2017.
- 3.28 Paragraphs 3.4 to 3.6 of this report set out the reporting and scrutiny requirements for Treasury Management.
- 3.29 Appendix 4 sets out the current scheme of delegation for treasury management.

Training & Qualifications

- 3.30 External training courses for the treasury management team will be considered for value and benefit. Records of individual training will be kept in accordance with the procedures introduced by the council for such purposes. Career development and succession arrangements will also be in accordance with council policy on such arrangements.

- 3.31 Details of the qualifications for treasury staff are set out in the job descriptions and person specifications appertaining to each post. Secondments (if any) will be recorded in accordance with council policy on such instances.

Member training on treasury management is seen as an important tool in the scrutiny of the service. A course which gives an overview of treasury management (“An introduction to treasury management”) is available. The course explains what treasury management is, the aims and objectives of the service, and an understanding of the key risks, including investment risk.

Use of Advisors

- 3.32 The council currently uses Link Asset Services as its external treasury advisors. The advisors are expected to be proactive in analysing information to assist the in-house treasury team to meet its targets on the cost of long-term borrowing and investment returns, and to advise on developments in the sector.
- 3.33 The council recognises that responsibility for decisions remains with the organisation at all times and will ensure that undue reliance is not placed upon our external service providers. It also recognises that there is value in employing external providers of treasury management services in order to access specialist skills and resources.
- 3.34 The contract with Link Asset Services was awarded in November 2015 utilising a public sector framework. This contract is for three years to November 2018. A procurement process will be undertaken during 2018/19 to procure a new treasury advisory contract.

4. ANALYSIS & CONSIDERATION OF ANY ALTERNATIVE OPTIONS

- 4.1 This report confirms there are no changes to the TMSS approved by the Policy, Resources & Growth Committee last year. The Strategy continues with a strong emphasis on risk management and the impact this may have on the performance of the treasury management service.
- 4.2 The AIS continues with the strong emphasis on risk management and liquidity, two cornerstones to the draft guidance issued by the Secretary of State, and the impact these have on investment performance.

5. COMMUNITY ENGAGEMENT & CONSULTATION

- 5.1 The council’s external treasury advisors have been consulted in the drafting of this report.

6. CONCLUSION

- 6.1 Treasury management is governed by a code that is recognised as “best and proper practice” under the Local Government Act 2003. The code requires local authorities to report annually in advance on their treasury management plan and strategy. This report fulfils this requirement.
- 6.2 Additionally, the 2010 investment guidance requires that local authorities produce an investment strategy to be approved and amended by full Council. This report fulfils both of these requirements.

7. FINANCIAL & OTHER IMPLICATIONS:

Financial Implications:

- 7.1 The Financing Costs budget has been prepared on the basis of the borrowing strategy set out in Appendix 3, the annual investment strategy set out in Appendix 2 and the interest rate forecasts and economic forecast set out in Appendix 1.

Finance Officer Consulted: James Hengeveld

Date: 06/03/2018

Legal Implications:

- 7.2 This report is made in accordance with Part 1 of the Local Government Act 2003, which provides local authorities with a wide power to borrow up to the affordable limit, as well as to invest subject to limits provided for by regulations. The 2003 Act requires local authorities to follow proper practices in relation to their accounting practices. Regulation 31 of the Local Authorities (Capital Finance and Accounting) (England) Regulations (as amended) specifies the CIPFA Code of Practice on Local Authority Accounting in the United Kingdom and Service Reporting Code of Practice for Local Authorities as the proper practices. The powers to borrow and invest are to be exercised subject to the restrictions and guidance indicated in this report.
- 7.3 It is a proper function of Policy, Resources & Growth Committee to review the council's TMPS and Borrowing Strategies, and to formulate the Annual Investment Strategy prior to their consideration by full Council.

Lawyer Consulted:

Victoria Simpson

Date: 13/03/2018

Equalities Implications:

- 7.4 No equalities impacts have been identified in relation to this report.

Sustainability Implications:

- 7.5 The council's ethical investment statement requests that institutions apply council deposits in a socially responsible manner. Ethical options were considered in the report to 12 July 2012 Policy & Resources Committee

Any Other Significant Implications:

Risk & Opportunity Management Implications:

- 7.6 The investment guidance issued under the 2003 Act requires the council to assess credit worthiness by reference to an independent rating agency. The AIS 2018/19 will use the ratings assigned by Fitch, Moody's and Standard & Poor's.
- 7.7 The ratings provide an opinion on the relative ability of an institution to meet financial commitments, such as interest, preferred dividends, repayment of principal, insurance claims or counterparty obligations. The council uses credit ratings as an indication of the likelihood of receiving its money back in

accordance with the terms of the investment. Other sources of information are also used to supplement that provided by the rating agencies.

7.8 The minimum ratings set out in the AIS have the following meaning:

| | <u>Generic criteria</u> | <u>Fitch</u> | <u>Moody's</u> | <u>Standard & Poor's</u> |
|---|---|--------------|----------------|------------------------------|
| <u>For investment up to 1 year</u> | | | | |
| Short-term | Good capacity for timely payment of financial commitments. Where the credit risk is particularly good, a "+" is added to the assigned rating by Fitch and S&P | F2 | P-2 | A-2 |
| <u>For investment in excess of 1 year</u> | | | | |
| Long-term | Strong capacity for payment of financial commitments. This capacity is not significantly vulnerable to foreseeable events. | BBB | Baa | BBB |

7.9 Investment risk is managed by selecting only institutions that meet the council's stringent credit rating criteria. Liquidity risk is managed by applying maximum investment periods to institutions.

SUPPORTING DOCUMENTATION

Appendices:

1. Economic Outlook and Interest Rate prospects
2. Annual Investment Strategy 2018/19
3. Borrowing Strategy and Indicators 2018/19
4. Treasury Management Scheme of Delegation

Documents in Members' Rooms

None

Background Documents

1. Part I of the Local Government Act 2003 and associated regulations
2. Treasury Management in the Public Services – Code of Practice and Cross-Sectoral Guidance Notes' published by CIPFA third edition 2011
3. 'Treasury Management in the Public Services – Guidance notes for local authorities ... ' published by CIPFA fourth edition 2011
4. 'The Prudential Code for Capital Finance in Local Authorities' published by CIPFA third edition 2011

5. Brighton & Hove City Council Anti-Money Laundering Policy approved by full Council on 19 January 2006
6. Guidance issued by the secretary of State under Section 15(1)(a) of the Local Government Act 2003 effective from 1 April 2010

Brighton & Hove City Council
Economic Overview and Interest Rate prospect 2018/19

The council has appointed Link Asset Services as its treasury advisor and part of their service is to assist the council to formulate a view on interest rates. The commentary below and the interest rate forecast at Table A below provide the treasury advisor's central view.

Economic Background

The Monetary Policy Committee (MPC) delivered a 0.25% increase in Bank Rate at its meeting on 2 November. This removed the emergency cut in August 2016 after the EU referendum. The MPC also gave forward guidance that they expected to increase Bank rate only twice more by 0.25% by 2020 to end at 1.00%. At its February 2018 meeting, there was no change in Bank Rate but the forward guidance changed significantly to warn of "earlier, and greater than anticipated" rate of increases in Bank compared to their previous forward guidance. The forecast at Table A includes increases in Bank Rate of 0.25% each in May and November 2018, November 2019 and August 2020.

The overall longer trend is for gilt yields and therefore PWLB rates to rise, albeit gently. It has long been expected, that at some point, there would be a more protracted move from bonds to equities after a historic long-term trend, over about the last 25 years, of falling bond yields. Since the financial crash of 2008, the action of central banks in implementing substantial Quantitative Easing amplified this downward trend in bond yields and rising bond prices. Quantitative Easing has also directly led to a rise in equity values as investors searched for higher returns and took on riskier assets. There was a sharp rise in bond yields after the US Presidential election in November 2016 and further increases in as a result of an agreement to a significant increase in the US government deficit aimed at stimulating economic growth and some reversing of monetary policy by the US Central Bank (The Fed). We have also seen a sharp selloff in equities and bonds in February 2018 that has given further impetus to a rise in bond yields.

Until 2015, monetary policy was focused on providing stimulus to economic growth but has since started to refocus on countering the threat of rising inflationary pressures as stronger economic growth becomes more firmly established. The Fed has started raising interest rates and this trend is expected to continue during 2018 and 2019. These increases will make holding US bonds much less attractive and cause their prices to fall, and therefore bond yields to rise. Rising bond yields in the US are likely to cause an increase in bond yields in the UK and other developed economies. However, the degree of influence is likely to be offset by the prospects for economic growth and inflation in each country, and on the degree of progress towards the reversal of monetary policy away from quantitative easing and other credit stimulus measures.

From time to time, gilt yields – and therefore PWLB rates - can be subject to exceptional levels of volatility due to geo-political, sovereign debt crisis, emerging market developments and changes in investor sentiment. Such volatility could occur at any time during the forecast period.

Borrowing & Investment Rates

Economic and interest rate forecasting remains difficult with so many external influences weighing on the UK. Forecasts (and MPC decisions) will be liable to further amendment depending on how economic data and developments in financial markets transpire over the next year. Geopolitical developments, especially in the EU, could also have a major impact. Forecasts for average investment earnings beyond the three-year time horizon will be heavily dependent on economic and political developments.

The overall balance of risks to economic recovery in the UK is probably to the downside (i.e. pushing rates downwards), particularly with the current level of uncertainty over the final terms of Brexit.

Downside risks to current forecasts for UK gilt yields and PWLB rates currently include:

- The Bank of England takes action too quickly over the next three years to raise Bank Rate and causes UK economic growth, and increases in inflation, to be weaker than we currently anticipate.
- Geopolitical risks which could lead to increasing safe haven flows.
- A resurgence of the Eurozone sovereign debt and/or weak capitalisation of some European banks
- Potential challenges over the leadership and direction of the EU as a result of a combination of a number of factors. Germany is still without a fully agreed and stable coalition government after the inconclusive result of the general election in October, Italy's election of 4th March resulted in no majority, with the party looking to have the biggest representation in party being the anti-EU populist party of Five Star added to other election results (such as in the Czech Republic and Austria) which has seen other Anti-EU parties having strong representation.
- US domestic economic and fiscal policy
- A Chinese downturn and its impact on emerging market countries.

The potential for upside risks to current forecasts for UK gilt yields and PWLB rates, especially for longer term PWLB rates include: -

- The Fed causing a sudden shock in financial markets through misjudging the pace and strength of increases in its Fed Funds Rate and in the pace and strength of reversal of Quantitative Easing, which then leads to a fundamental reassessment by investors of the relative risks of holding bonds, as opposed to equities. This could lead to a major flight from bonds to equities and a sharp increase in bond yields in the US, which could then spill over into impacting bond yields around the world.
- The Bank of England is too slow in its pace and strength of increases in Bank Rate and, therefore, allows inflation pressures to build up too strongly within the UK economy, which then necessitates a later rapid series of increases in Bank Rate faster than we currently expect.

- UK inflation, whether domestically generated or imported, returning to sustained significantly higher levels causing an increase in the inflation premium inherent to gilt yields.

Table A – Interest Rate forecasts April 2018 to March 2021 (annual averages)

| | Bank Rate | Returns on liquid Investments* | Long-term borrowing rates | | |
|---------|-----------|--------------------------------|---------------------------|---------|---------|
| | | | 5 year | 25 year | 50 year |
| 2018/19 | 0.88% | 0.80% | 2.10% | 3.05% | 2.85% |
| 2019/20 | 1.13% | 1.25% | 2.35% | 3.30% | 3.10% |
| 2020/21 | 1.44% | 1.50% | 2.55% | 3.55% | 3.35% |

(Source – Capital Asset Services: Interest Rate Forecast, February 2018)

* *Liquid investments are defined as those invested for less than 3 months. The council has budgeted for an average investment return of 0.90% in 2018/19.*

BRIGHTON & HOVE CITY
COUNCIL

ANNUAL INVESTMENT
STRATEGY
2018/19

The Annual Investment Strategy is subject to approval by Policy, Resources & Growth Committee on 29 March 2018 and by full Council on 19 April 2018.

Changes to be approved are annotated in ***grey bold italic***

Brighton & Hove City Council
Annual Investment Strategy 2017/18

This Strategy complies with guidance issued by the Secretary of State on investments and sets out the council's policy on investment criteria and counterparties. It should be noted that the minimum criteria set out in this document is only one factor taken into account for the investment of council funds. Other factors, such as Government guarantees and support and information available from the financial press and similar publications will also be taken into account when determining investment decisions. Counterparties that satisfy the minimum criteria are not automatically included on the council's approved investment list.

1 Criteria to be used for creating / managing approved counterparty lists / limits

Each counterparty included on the Council's approved lending list must meet the criteria set out below. Without the prior approval of the Council, no investment will be made in an instrument that falls outside the list below.

1.1 Capital security

Table 1 sets out the minimum capital security requirements for an investment to be made.

| <u>Table 1 – Minimum capital security requirements</u> | |
|--|---|
| Banks/building societies with a credit rating | The institution must have a minimum short term rating of good credit quality |
| Building societies that do not satisfy the minimum rating criteria above | The society must have an asset base in excess of £5 billion |
| Money market funds | The rating of the fund meets the minimum requirement of triple A ('AAA' / Aaa) |
| <i>Ultra-Short Dated Bond Funds</i> | <i>The rating of the fund meets the minimum requirement of AA</i> |
| <i>Short Dated Bond Funds</i> | <i>Short Dated Bonds Funds are not rated. A selection process will evaluate relative risks and returns of funds and the security of the council's money and the fund volatility will be key measures of suitability.</i> |
| Debt Management Account Deposit Facility | The deposit is made in accordance with the rules and regulations relating to such investment as issued by the Debt Management Office from time to time |

1.2 Maximum permitted investment by sector

Table 2 sets out the maximum permitted investment for each sector.

| <u>Table 2 – Maximum permitted investment by sector</u> | |
|---|---|
| <u>Sector</u> | <u>Percentage of total investment portfolio at the time the investment made</u> |
| Banking sector | 100% |
| Building society sector | 75% |

| <u>Table 2 – Maximum permitted investment by sector</u> | |
|---|---|
| <u>Sector</u> | <u>Percentage of total investment portfolio at the time the investment made</u> |
| Local authority sector | 100% |
| Money market funds | 100% |
| Short Dated/Ultra Short Dated Bond Funds | 50% |
| Debt Management Account Deposit Facility | 100% |
| Maximum amount invested for more than 1 year | 25% |

1.3 Maximum permitted investment by counterparty

1.3.1 General

With the exception of money market funds and the Debt Management Account Deposit Facility, no one counterparty may have more than 25% of the relevant sector maximum at the time the investment is made.

1.3.2 Rated counterparties

Table 3 sets out the exposure limits and maximum periods for deposits based on various credit ratings.

| <u>Table 3 – Exposure limits and maximum periods per counterparty (with rating)</u> | | | | |
|---|--|---------------------------------|-------------------------------|--------------------------------|
| | <u>A rating of at least (lowest of Fitch (F) / Moody's (M) / Standard & Poor's (SP))</u> | | | |
| Short-term rating | F = F1+ M = P-1 SP = A-1+ | F = F1+ M = P-1 SP = A-1+ | F = F1 M = P-1 SP = A-1 | F = F2 M = P-2 SP = A-2 |
| Long-term rating | F = AA+ M = Aa1 SP = AA+ | F = AA- M = Aa3 SP = AA- | F = A M = A2 SP = A | F = BBB M = Baa SP = BBB |
| Exposure Limit | £25m | £25m | £15m | £10m |
| Maximum period – fixed deposits | 3 years | 2 years | 1 year | 6 months |
| Maximum period – negotiable instruments | 5 years | 5 years | 1 year | 6 months |

In addition, investment in money market funds and open ended investment companies with a rating of 'triple A' (i.e. AAA / Aaa) is permitted up to a value of £10 million per fund.

1.3.3 Exceptions

The methodology for determining exposure limits and maximum periods per counterparty will be determined in all cases by Table 3 with the following exceptions:

- The Royal Bank of Scotland plc is deemed to have the highest rating irrespective of the actual rating assigned to them as a result of being

“part-nationalised”. As a result, the limits on the amount advanced and length of investment will be £25 million and 1 year respectively.

- An additional operating limit of £2 million and an additional investment limit of £5m will be provided for the council’s provider of transactional banking services (Lloyds Bank plc). It is unavoidable that the £2.million operational limit may be breached from time to time. Officers ensure this is kept to a minimum.
- For any investment where there is a direct and legal offset against an existing financial liability, the counterparty will not be subject to assessment using the council’s credit assessment as outlined in Table 3.

Where there is a significant or sudden deterioration in one or more indicators (such as CDS prices), officers will undertake a review and, where necessary take action. This action may take the form of temporary suspension of a counterparty from the council’s approved lending list, or a restriction of the maximum period and investment limits.

1.3.4 Non-rated counterparties

Table 4 sets out the exposure limits and maximum periods for deposits for counterparties that are not rated.

| <u>Table 4 – Exposure limits and maximum periods per counterparty / fund (with no rating)</u> | | |
|---|-----------------------|-----------------------|
| <u>Counterparty</u> | <u>Exposure Limit</u> | <u>Maximum period</u> |
| Local authority | £10 million | 5 years |
| Non-rated building society with an asset base in excess of £5bn | £5 million | 6 months |
| Debt Management Account Deposit Facility | Unlimited | 6 months |

1.4 Investment classification (regulatory)

The investment guidance issued by the Secretary of State requires the council to identify investments as either ‘specified’ or ‘non-specified’. Table 6 sets out the requirements for each type.

| <u>Table 6 – Investment classification</u> | | |
|--|--|----------------------|
| <u>Requirement</u> | <u>Specified</u> | <u>Non-specified</u> |
| Currency | Must be in Sterling | Any currency |
| Maturity period | Up to 12 months | Up to/Over 12 months |
| Credit worth | Counterparty with high credit rating (including MMFs and USDBFs), UK government or local authority | Other |

All investments made by the Council are denominated in Sterling and are made only in counterparties as set out in paragraph 1.3 above.

The maximum amount invested in non-specified investments will be 50% of the total value of investments. The use of non-specified investments is limited to:

- (a) investment in non-rated building societies with an asset base in excess of £5bn, or
- (b) investment for longer than 12 months with counterparties that meet the minimum long-term rating detailed in Tables 3 and 5 above or

2 Approved methodology for changing limits and adding / removing counterparties

A counterparty shall be removed from the council's list where a change in their credit rating results in a failure to meet the criteria set out above.

A new counterparty may only be added to the list with the written prior approval of the Executive Director of Finance & Resources and only where the counterparty meets the minimum criteria set out above.

A counterparty's exposure limit will be reviewed (and changed where necessary) following notification of a change in that counterparty's credit rating or a view expressed by the credit rating agency warrants a change.

A counterparty's exposure limit will also be reviewed where information contained in the financial press or other similar publications indicates a possible worsening in credit worth of a counterparty. The review may lead to the suspension of any counterparty where it is considered appropriate to do so by the Executive Director of Finance & Resources.

3 Full individual listings of counterparties and counterparty limits

For 2017/18, with the exception of the list of high quality AA rated Non-UK banks within AA rated countries specified below, investment by the in-house treasury team will be restricted financial institutions incorporated within the UK and regulated by the Financial Conduct Authority.

The in-house treasury team is able to invest in the following Non-UK banks:

- Australia & New Zealand Banking Group Limited (Australia)
- Bank Nederlandse Gemeenten (The Netherlands)
- Commonwealth Bank of Australia (Australia)
- DBS Bank Ltd (Singapore)
- Landwirtschaftliche Rentenbank (Germany)
- National Australia Bank (Australia)
- First Abu Dhabi Bank PJSC (Abu Dhabi, UAE)
- Nederlandse Waterschapsbank N. V. (The Netherlands)
- Nordea (Finland)
- NRW. BANK (Germany)
- Overseas Chinese Banking Corporation Limits (Singapore)
- Svenska Handelsbanken (Sweden)
- The Bank of New York (BNY) Mellon (USA)
- Toronto Dominion (Canada)
- United Overseas Bank Limited (Singapore)
- Westpac Banking Corporation (Australia)

A full list of counterparties in which the council will invest surplus funds, together with limits and maximum investment periods is contained in Schedule 1 to this AIS.

There is no pre-determined list for investments made by funds that could be utilised by the council. However, each fund will be subject to its own minimum creditworthiness criteria, which will be reviewed by officers as part of any selection and monitoring process..

4 Details of credit rating agencies' services

Credit ratings will be based on those issued periodically by Fitch, Moody's and Standard & Poor's.

5 Permitted types of investment instrument

All investments must be denominated in Sterling.

The in-house treasury team may invest in fixed term and variable term cash deposits, money market funds and open ended investment companies.

The in-house treasury team may only invest in negotiable instruments (including Certificates of Deposit and Corporate Bonds) where to do so offers additional value in terms of investment return and appropriate and supporting advice has been sought from the council's external treasury advisors on the suitability of such an investment.

6 Investment risk

6.1 Assessment of credit risk

Whilst the AIS relies primarily on the application of credit ratings to provide a pool of appropriate counterparties for the in-house treasury team to use, additional operational market information will be applied before making any specific investment decision from the agreed pool of counterparties. This additional market information (for example Credit Default Swaps, negative rating watches/outlooks) will be applied to compare the relative security of differing investment counterparties.

6.2 Investment risk matrix

The weighted average benchmark risk factor for 2018/19 is recommended to be 0.05%, the same as 2017/18. This benchmark is a simple target (not limit) to measure investment risk and so may be breached from time to time, depending on movements in interest rates and counterparty criteria. The purpose of the benchmark is that the in-house treasury team will monitor the current and trend position and amend the operational strategy depending on any changes. Any breach of the benchmarks will be reported with supporting reasons in the mid-year or end of year reviews. ***This matrix will only cover internally managed investments, excluding externally managed cash that has been subject to an individual selection process.***

For any investment where there is a direct and legal offset against an existing financial liability, the investment will be assumed to have a benchmark risk of 0.00%.

6.3 Investment advisors

The council appoints treasury advisors through a regular competitive tendering process. One of the services provided by Link Asset Services is the provision of updated credit ratings and “watches” issued by the three rating agencies. In addition Link Asset Services are proactive in providing additional market information as set out in paragraph 6.1 above.

6.4 Investment training

The council’s advisors have a wide-ranging programme of training giving council officers access to seminars, workshops and printed material. The council’s in-house treasury team is experienced in dealing with investments but where necessary further training and updates will be provided.

Appropriate training will be made available to all Members who are involved in the treasury management decision-making process.

6.5 Investment of money borrowed in advance

The council has the flexibility to borrow funds in advance of need (i.e. to fund future debt maturities). The Director of Finance & Resources may do this where, for instance, a sharp rise in interest rates is expected, and so borrowing early at fixed interest rates will be economically beneficial over the life of the loan or to meet budgetary constraints.

Borrowing in advance will be undertaken within the constraints set out in the Treasury Management Strategy. The risks associated with such borrowing activity will be subject to appraisal in advance and subsequent reporting through the mid-year or end of year reviews.

6.6 Investment liquidity

Liquidity is achieved by limiting the maximum period for investment and by investing to dates where cash flow demands are known or forecast.

7 Ethical investment statement

The Council has approved the following ethical investment statement that will apply to all cash investments made by, or on behalf of, the Council

“Brighton & Hove City Council, in making investments through its treasury management function, fully supports the ethos of socially responsible investments. We will actively seek to communicate this support to those institutions we invest in as well as those we are considering investing in by:

- *encouraging those institutions to adopt and publicise policies on socially responsible investments;*
- *requesting those institutions to apply council deposits in a socially responsible manner.”*

Counterparties shall be advised of the above statement each and every time a deposit is placed with them.

8 Glossary

Long-term – period in excess of 12 months

Negotiable instrument – an investment where the council can receive back the amount invested earlier than originally agreed (subject to conditions)

Non-specified investment – see Table 6 above

Short-term – period up to and including 12 months

Specified investment – see Table 6 above

Supranational – an organisation that encompasses more than one nation,
such as the World Bank

DATA TO BE UPDATED BEFORE FINAL RELEASE
Brighton & Hove City Council

Banks and Other Institutions - In-house Treasury Team
Annual Investment Strategy 2018/19

| <u>Counterparty</u> | <u>Specified/ Non- specified</u> | <u>Short-term</u> | | | <u>Long-term</u> | | | <u>Max amount</u> | <u>Max period – fixed deposits</u> |
|--|--|--|-----|------|------------------|------|------|-----------------------|--|
| | | F = Fitch M = Moody's SP = Standard & Poor's | | | | | | | |
| | | F | M | SP | F | M | SP | | |
| Bank of Scotland / Lloyds Bank | Specified | F1 | P-1 | A-1 | A+ | Aa3 | A | £20m | 1 year |
| Barclays Bank plc | Specified | F1 | P-1 | A-1 | A | A1 | A | £15m | 1 year |
| Close Brothers | Specified | F1 | P-1 | | A | Aa3 | | £15m | 1 year |
| Clydesdale Bank | Specified | F2 | P-2 | A-2 | BBB+ | Baa1 | BBB+ | £10m | 6 months |
| HSBC Bank plc | Both | F1+ | P-1 | A-1+ | AA- | Aa3 | AA- | £25m | 2 years |
| National Westminster Bank / Royal Bank of Scotland | Specified | F2 | P-1 | A-2 | BBB+ | A2 | BBB+ | £25m | 1 year |
| Santander UK plc | Specified | F1 | P-1 | A-1 | A | Aa3 | A | £15m | 1 year |
| Standard Chartered Bank | Specified | F1 | P-1 | A-1 | A+ | A1 | A | £15m | 1 year |
| Sumitomo Mitsui Banking Corporation Europe Ltd | Specified | F1 | P-1 | A-1 | A | A1 | A | £15m | 1 year |
| Virgin Money plc | Specified | F2 | | | BBB+ | | | £10m | 6 months |
| <u>BUILDING SOCIETIES (+)</u> | | | | | | | | | |
| Coventry (3) | Specified | F1 | P-1 | | A | A2 | | £15m | 1 year |
| Leeds (5) | Specified | F1 | P-2 | | A- | A3 | | £10m | 6 months |
| Nationwide (1) | Specified | F1 | P-1 | A-1 | A+ | Aa3 | A | £15m | 1 year |
| Principality (6) | Specified | F2 | P-2 | | BBB+ | Baa2 | | £10m | 6 months |
| Skipton (4) | Specified | F1 | P-2 | | A- | Baa1 | | £10m | 6 months |
| Yorkshire (2) | Specified | F1 | P-2 | | A- | A3 | | £10m | 6 months |
| <u>NON-UK BANKS</u> | | | | | | | | | |
| Australia & NZ Banking Group (Australia) | Both | F1+ | P-1 | A-1+ | AA- | Aa3 | AA- | £25m | 2 years |
| Commonwealth Bank of Australia (Australia) | Both | F1+ | P-1 | A-1+ | AA- | Aa3 | AA- | £25m | 2 years |
| National Australia Bank Ltd (Australia) | Both | F1+ | P-1 | A-1+ | AA- | Aa3 | AA- | £25m | 2 years |
| Westpac Banking Corporation (Australia) | Both | F1+ | P-1 | A-1+ | AA- | Aa3 | AA- | £25m | 2 years |
| Toronto Dominion (Canada) | Both | F1+ | P-1 | A-1+ | AA- | Aa2 | AA- | £25m | 2 years |
| Nordea bank (Sweden) | Both | Both | F1+ | P-1 | A-1+ | AA- | Aa3 | AA- | £25m |
| Landwirtschaftliche Renenbank (Germany) | Both | F1+ | P-1 | A-1+ | AAA | Aaa | AAA | £25m | 3 years |
| NRW.BANK (Germany) | Both | F1+ | P-1 | A-1+ | AAA | Aa1 | AA- | £25m | 2 years |
| Bank Nederlandse Gemeenten (The Netherlands) | Both | F1+ | P-1 | A-1+ | AA+ | Aaa | AAA | £25m | 3 years |

Continued overleaf...

Appendix 2

| Counterparty | Specified/ Non- specified | Short-term | | | Long-term | | | Max amount | Max period – fixed deposits |
|---|---------------------------------|--|-----|------|-----------|-----|-----|---------------|--------------------------------------|
| | | F = Fitch M = Moody's SP = Standard & Poor's | | | | | | | |
| | | F | M | SP | F | M | SP | | |
| Nederlandse Waterschapsbank N. V. (The Netherlands) | Both | | P-1 | A-1+ | | Aaa | AAA | £25m | 3 years |
| DBS Bank Ltd (Singapore) | Both | F1+ | P-1 | A-1+ | AA- | Aa1 | AA- | £25m | 2 years |
| Overseas Chinese Banking Corporation Limits (Singapore) | Both | F1+ | P-1 | A-1+ | AA- | Aa1 | AA- | £25m | 2 years |
| United Overseas Bank Limited (Singapore) | Both | F1+ | P-1 | A-1+ | AA- | Aa1 | AA- | £25m | 2 years |
| Svenska HandelsBanken AB (Sweden) | Both | F1+ | P-1 | A-1+ | AA | Aa2 | AA- | £25m | 2 years |
| First Abu Dhabi Bank PJSC | Both | F1+ | P-1 | A-1+ | AA- | Aa3 | AA- | £25m | 2 years |
| Bank of New York Mellon (USA) | Both | F1+ | P-1 | A-1+ | AA | Aa1 | AA- | £25m | 2 years |
| OTHER | | | | | | | | | |
| Other Local Authorities (per Authority) | Both | | | | | | | £10m | 5 year |
| Debt Management Deposit Facility | Specified | | | | | | | Unlimited | 6 months |
| Money Market Funds – CNAV (per fund) | Specified | | | | | | | £10m | Liquid |
| Money Market Funds – LVNAV (per fund) | Specified | | | | | | | £10m | Liquid |
| Money Market Funds – VNAV (per fund) | Specified | | | | | | | £10m | Liquid |
| Ultra Short Dated Bond Funds (per fund) | Specified | | | | | | | £10m | Liquid |
| Short Dated Bond Funds (per fund) | Non-Specified | | | | | | | £10m | Liquid |

(*) Ratings as advised by Capita Asset Services February 2018

(+) UK Building Societies ranking based on Total Asset size – Source: Building Societies Association February 2018

¹ distinction is a requirement under the investment regulations

Borrowing Strategy and Indicators 2018/19

The capital expenditure plans of the council are set out in the Capital Programme Report approved by Policy, Resources & Growth Committee on 08 February 2018 and full Council on 22 February 2018. The treasury management function ensures that the council's cash is organised in accordance with the relevant professional codes so that sufficient cash is available to meet the capital expenditure plans. This involves both the organisation of the cash flow and where required, the organisation of appropriate borrowing facilities.

The council operates a two pool approach for borrowing following HRA Self Financing introduced in March 2012.

General Fund Borrowing

As a response to the economic climate, the Council has been maintaining a strategy of repaying debt and funding its borrowing requirement through utilising cash balances which were supporting the Council's reserves and balances (known as under borrowing). This is a prudent strategy as investment returns are low and counterparty risk is still an issue that needs to be considered.

This strategy was amended in 2015/16 to reduce the council's under-borrowing position; £20 million of new borrowing was undertaken during 2015/16 and 2016/17 as a result of the expected reduction in cash backed resources due to the use of reserves expected to meet one-off costs within the medium term financial strategy. Undertaking this external borrowing has also allowed the council to take advantage of historically low interest rates, reducing the long term cost of the council's debt portfolio. The General Fund's average cost of borrowing as a result (excluding i360) has reduced from 4.82% to 4.46% which creates permanent revenue savings of £86,000.

The table below demonstrates that the General Fund expected to maintain approximately £45m of under-borrowing over the next three years. Borrowing interest rates have been volatile so far in 2017/18 and increased sharply after the result of the general election in June 2017, after the September MPC meeting, (when financial markets reacted by accelerating their expectations for the timing of Bank Rate increases), and again in January and February 2018. Increases have been sharper in periods up to 10 years than in longer maturities. The policy of avoiding new borrowing by running down spare cash balances has served well over the last few years. However, this needs to be carefully reviewed to avoid incurring higher borrowing costs in the future when the council may not be able to avoid new borrowing to finance capital expenditure and/or the refinancing of maturing debt.

There will remain a cost of carry to any new long-term borrowing that causes a temporary increase in cash balances as this position will, most likely, incur a revenue cost – the difference between borrowing costs and investment returns.

Major projects have not been included in this table due to the risk of uncertainty of timing of these projects requiring borrowing. Once timing is more certain for major projects approved within the capital programme, options appraisals will be undertaken to ascertain the most appropriate source and type of borrowing in each case.

Officers are currently exploring whether the council is able to access the PWLB's Infrastructure interest rate as announced as part of the Autumn Statement for eligible projects.

HRA Borrowing

The HRA operate a fully funded Capital Financing Requirement. In 2016/17, the HRA applied £13.3m of borrowing to fund its capital programme. Of this, it borrowed £10m externally from the PWLB and the remaining £3.3m was borrowed from the General Fund in order to reduce the HRA's interest rate and to also minimise counterparty risk at a time where general fund investment balances were increasing. Officers are monitoring interest rates in consultation with the treasury advisors to ascertain the optimum time to externalise this borrowing.

| | 2017/18 £'m | 2018/19 £'m | 2019/20 £'m | 2020/21 £'m |
|--|----------------|----------------|----------------|----------------|
| General Fund | | | | |
| Borrowing Requirement - start of the year | 183.0 | 184.3 | 186.2 | 183.7 |
| Increase in borrowing requirement | 8.5 | 10.6 | 5.5 | 5 |
| Provision to repay debt | (7.8) | (8.7) | (8.0) | (8.8) |
| Borrowing Requirement - end of the year | 184.3 | 186.2 | 183.7 | 180.0 |
| Actual Borrowing | 139.0 | 140.5 | 140.8 | 141.1 |
| Under/(over) borrowing position | 45.3 | 45.7 | 42.9 | 38.8 |
| Housing Revenue Account | | | | |
| Borrowing Requirement - start of the year | 123.1 | 127.3 | 146.1 | 150.1 |
| Increase in borrowing requirement | 4.7 | 19.7 | 4.8 | |
| Provision to repay debt | (0.5) | (0.9) | (0.7) | (0.7) |
| Borrowing Requirement - end of the year | 127.3 | 146.1 | 150.1 | 151.0 |
| Actual Borrowing | 127.3 | 146.1 | 150.1 | 151.0 |
| Under/(over) borrowing position | 0.0 | 0.0 | 0.0 | 0.0 |

Interest rate risk

The under-borrowing position illustrated in Table 1 above demonstrates the extent to which the council is exposed to interest rate risk. As Appendix 3 outlines, borrowing rates have been historically low over year and expected to rise in the medium term.

Officers will monitor market interest rates and adopt a pragmatic approach to changing circumstances in order to minimise the financial impact any adverse movement on interest rates on the council's debt and investment portfolios;

- Long term borrowing will be postponed where it is felt there is a significant risk of a sharp fall in long term interest rates;
- The borrowing position will be re-appraised and considered where it is felt that there is a significant risk of a sharp rise in long term interest rates with the likely action that new long term borrowing will be raised whilst interest rates are expected to be lower than in subsequent years.

Consideration will be given to the following borrowing options, which will be appraised to seek the most appropriate option at the time:

- Short term borrowing (i.e. repayable for less than a year)
- PWLB variable rate loans for up to 10 years
- PWLB fixed rate loans up to 50 years
- Market loans that offer comparable or better terms to the facilities set out above
- Bond issues by the Municipal Bonds Agency where they offer comparable or better terms than the other options outlined above.

The length and type of borrowing will depend upon factors including prevailing interest rates, interest rate expectations and the maturity profile of the council’s existing portfolio.

Policy on Borrowing in advance of need

The council will not borrow more than or in advance of its needs purely in order to profit from the investment of the extra sums borrowed. Any decision to borrow in advance will be within the forward approved Capital Financing Requirement estimates, and will be considered carefully to ensure value for money can be demonstrated and that the council can ensure the security of such funds.

Risks associated with any borrowing in advance of activity will be subject to prior appraisal and subsequent reporting through the Treasury Management reporting process.

Debt Rescheduling

Table 2 shows the level of maturing debt over the next three years. The council has a number of loans where the lender may vary the interest rate, after which the council would have the right to repay. Based on the latest interest rate projections (Table A, Appendix 2), it is considered very unlikely that these loans would be repaid early – however, debt that is repaid early will have implications on both the GF and HRA debt portfolios.

| | 2018/19 | 2019/20 | 2020/21 |
|--|----------------|----------------|----------------|
| Maturing Debt | £2.7m | £2.4m | £2.4m |
| Debt subject to early repayment options* | £20.0m | £15.0m | £25.0m |
| Total debt at risk of maturity | £22.7m | £17.4m | £27.4m |

As short term borrowing rates will be considerably cheaper than longer term fixed interest rates, there may be potential opportunities to generate savings by switching from long term debt to short term debt. However, these savings will need to be considered in the light of the current treasury position and the size of the cost of debt repayment (premiums incurred).

The reasons for any rescheduling to take place will include:

- the generation of cash savings and / or discounted cash flow savings;
- helping to fulfil the treasury strategy;
- enhance the balance of the portfolio (amend the maturity profile and/or the balance of volatility).

Consideration will also be given to identify if there is any residual potential for making savings by running down investment balances to repay debt prematurely as short term rates on investments are likely to be lower than rates paid on current debt.

All rescheduling will be reported to Policy, Resources & Growth Committee within the normal Treasury Management reporting process and/or Target Budget Management process following its action.

Municipal Bonds Agency

It is possible that the Municipal Bond Agency will be offering loans to local authorities in the future. The Agency hopes that the borrowing rates will be lower than those offered by the Public Works Loan Board (PWLb). This Authority may make use of this new source of borrowing as and when appropriate.

Borrowing prudential Indicators

The following borrowing indicators were approved as part of the budget report at full Council on 22 February 2017.

Limits to borrow activity

Prudential Indicators D1, D2 and D3 set the limits of external borrowing.

The operational boundary is the point at which external debt is not expected to be exceeded. The Authorised Limits is a control on the maximum level of borrowing, defined as the statutory limit under Section 3 (1) of the Local Government Act 2003. External debt is prohibited beyond the Authorised Limit and any revision to the limit would need approval by full Council.

Prudential indicators (D1) “Operational Boundary” and (D2) “Authorised Limit” 2018/19 to 2020/21

| | 2018/19 Estimate | | 2019/20 Estimate | | 2020/21 Estimate | |
|-----------------------------|------------------|-------|------------------|-------|------------------|-------|
| <u>Operational Boundary</u> | | | | | | |
| - Borrowing | £373m | | £414m | | £444m | |
| - Other l/term liabilities | £50m | £423m | £48m | £462m | £45m | £489m |
| <u>Authorised Limit</u> | | | | | | |
| - Borrowing | £386m | | £428m | | £458m | |
| - Other l/term liabilities | £50m | £436m | £48m | £476m | £45m | £503m |

Separately, the council is also limited to a maximum HRA Capital Financing Requirement through the HRA self financing regime. This limit is currently £156.8 million.

Prudential indicators (D3) HRA Limit on indebtedness 2018/19 to 2020/21

| | 2018/19 Estimate | 2019/20 Estimate | 2020/21 Estimate |
|---------------------------|------------------|------------------|------------------|
| HRA limit on indebtedness | £156.8m | £156.8m | £156.8m |
| HRA Debt | £146.1m | £150.1m | £151.0m |
| Headroom | £10.7m | £6.7m | £5.8m |

Treasury management Indicators

Prudential Indicators E2, E2a and E3 below are intended to manage the risk of adverse movement in interest rates and risk associated with refinancing maturing debt.

Prudential indicator (E2) – Upper limits on net debt interest rate exposure 2018/19 to 2020/21

| | 2018/19 | 2019/20 | 2020/21 |
|--|---------|---------|---------|
| Upper limit on fixed interest rate exposure | 108% | 108% | 109% |
| Upper limit on variable interest rate exposure | 43% | 43% | 43% |

The percentages in Indicator E2 are calculated on the net outstanding principal sums (i.e. net of investments). The upper limit of 115% is a consequence of the council maintaining an investment portfolio. Indicator E2a exemplifies the indicator over borrowing and investment.

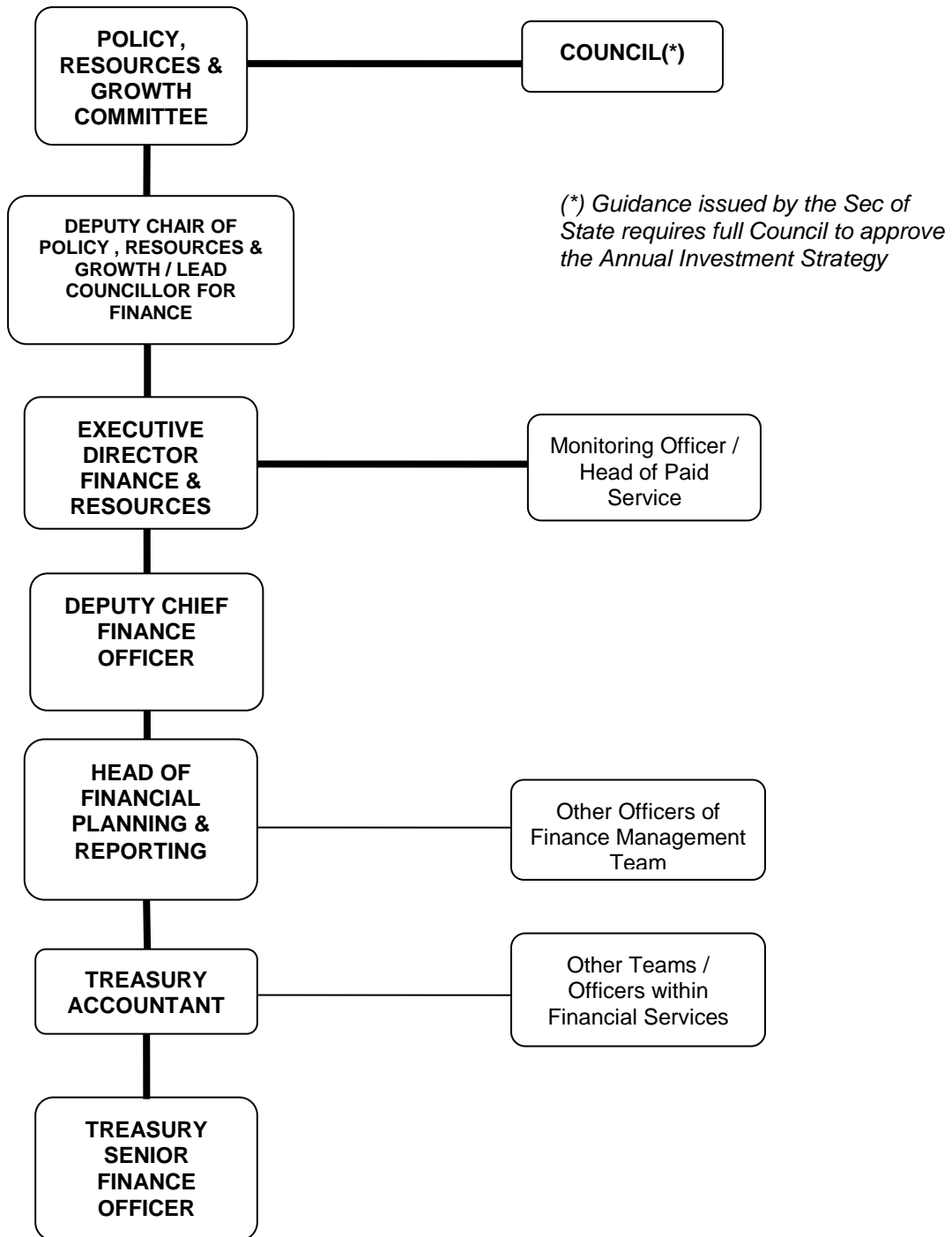
**Prudential indicator (E2a) (supplemental) – Upper limits on interest rate exposure
2018/19 to 2020/21**

| | 2018/19 | 2019/20 | 2020/21 |
|---|---------|---------|---------|
| Upper limit on borrowing – fixed rate exposure | 100% | 100% | 100% |
| Upper limit on borrowing – variable rate exposure | 40% | 40% | 40% |
| Upper limit on investments – fixed rate exposure | 100% | 100% | 100% |
| Upper limit on investments – variable rate exposure | 100% | 100% | 100% |

**Prudential indicator (E3) – Upper and lower limits on the maturity structure of borrowing
2018/19**

| | Upper limit | Lower limit |
|--------------------------------|-------------|-------------|
| under 12 months | 40% | 0% |
| 12 months and within 24 months | 40% | 0% |
| 24 months and within 5 years | 50% | 0% |
| 5 years and within 10 years | 75% | 0% |
| 10 years and above | 100% | 40% |

Brighton & Hove City Council
Treasury Management Organisational Chart



The delegation of authority to make executive decisions on, and keep records of, treasury management activity is denoted by the bold line

Council

19 April 2018

Agenda Item 93

Brighton & Hove City Council

| | | | |
|-------------------------|--|--|--------------------------|
| Subject: | Violence, Vulnerability and Extremism Extract from the proceedings of the Neighbourhoods, Inclusion, Communities & Equalities Committee meeting held on the 19 March 2018 | | |
| Date of Meeting: | 19 April 2018 19 March 2018 – Neighbourhoods, Inclusion, Communities & Equalities Committee | | |
| Report of: | Executive Lead Officer for Strategy, Governance & Law | | |
| Contact Officer: | Name: | Mark Wall | Tel: 01273 291006 |
| | E-mail: | mark.wall@brighton-hove.gov.uk | |
| Wards Affected: | All | | |

FOR GENERAL RELEASE**Action Required of Council:**

To receive the item referred from the Neighbourhoods, Inclusion, Communities & Equalities Committee for decision:

Recommendations: That the Council's Community Safety Strategy be updated to incorporate the Violence, Vulnerability and Exploitation Strategy as detailed in appendix 1 to the report.

BRIGHTON & HOVE CITY COUNCIL

**NEIGHBOURHOODS, INCLUSION, COMMUNITIES & EQUALITIES
COMMITTEE**

4.00pm 19 MARCH 2018

COUNCIL CHAMBER, HOVE TOWN HALL

MINUTES

Present: Councillors Daniel (Chair), Moonan (Deputy Chair), A Norman (Opposition Spokesperson), West (Group Spokesperson); , Cattell, Greenbaum (for Knight), Meadows (for Bewick) K, K Norman, Peltzer Dunn, and Simson)

Invitees: Chief Superintendent Lisa Bell, Police Representative; Jo Summers Martindale; Hangleton & Knoll Project (for Joanna Martindale) and Anusree Biswas Sasidharan, BME Police Engagement Group

Apologies: Councillors Bewick and Knight

PART ONE

75 VIOLENCE, VULNERABILITY AND EXTREMISM

75.1 The Committee considered a report of the Executive Director, Neighbourhoods, Communities and Housing the purpose of which was to brief the Committee on the threat in relation to child criminal exploitation and gang activity related to county lines, a police term used to describe how gangs from metropolitan areas were now operating elsewhere in the country. The report also outlined the strategy being adopted by the Community Safety Partnership to disrupt activity and to support people in exiting their involvement as victims and perpetrators.

75.2 Councillor Simson referred to the sum of £156,000 which had been allocated in the 2018/19 council budget which would be used to fund a co-ordinator and to fund support to help people out of involvement with organised crime networks and which would include third sector support. Councillor Simson sought confirmation regarding how this would be achieved. The Head of Safer Communities, Jo Player, explained that work was being undertaken in concert with the Head of Children's Safeguarding currently and advice was being sought from specialist agencies regarding the most appropriate means of delivery. The Executive Director, Neighbourhoods, Communities and Housing, Larissa Reed confirmed that discussions were on-going. Councillor Simson stated that it would be helpful if Members could be provided with a detailed breakdown of how this sum would be used when the arrangements put into place had been finalised.

- 75.3 It was noted in answer to questions, that the Community Safety Partnership had developed and was refining a flexible violence, vulnerability and exploitation strategy which would seek to prevent vulnerable people being drawn into organised crime relating to drugs and criminal exploitation by working with third sector youth service providers in order to develop safe exit strategies and pathways for young people who had become involved as victims or perpetrators. A copy of the Strategy was attached as Appendix 1 to the report. The Action Plan which would support the strategy was being developed at present and would become more detailed as it progressed.
- 75.4 Anusree Biswas Sasidharan, MBE Police Engagement Group, stated that in her view it was important that additional powers were embedded into the strategy in order to ensure that robust safeguarding measures ensured that young people whether victims or perpetrators were completely protected.
- 75.5 Chief Superintendent Lisa Bell who was in attendance representing Sussex Police confirmed that the Police and all relevant agencies were working together pro-actively to address this and were investigating strategies used elsewhere across the country to assess what could be usefully replicated across the city and its wider environs, 9 separate strands of work had been identified which needed to feed into the process overall. Public Protection issues were paramount and it was acknowledged that input by those with who had specialist knowledge and experience was often key.
- 75.6 Councillor West stated that he understood that mobile phones in use in this country were available from which calls could be made but not traced although he understood that exchanges made via social media were traceable. Available technology and how that could be utilised was an area which needed to be explored further. He considered that it was important to bring pressure to bear on Central Government to ensure that this issue continued to be given a sufficiently high profile and was kept under constant review. Councillor West stated that in his view this should be the subject of a Notice of Motion. The Chair noted that it was understood that following work undertaken by Parliament, and feedback by the LGA and from London boroughs that guidance would be forthcoming from the Home Office in the near future.
- 75.7 Councillor Peltzer Dunn referred to the co-ordinator role enquiring as to the timing of appointment to that post and whether it was envisaged that there could be “slippage” given that the job description and other details remained to be finalised. The Executive Director, Neighbourhoods, Communities and Housing, Larissa Reed stated that officers were confident that would not occur.
- 75.8 A vote was taken and the Committee voted unanimously that the recommendations set out in the report be agreed and forwarded to Full Council for approval.
- 75.9 **RESOLVED:** That the Committee notes the Violence, Vulnerability and Exploitation strategy developed by the Community Safety Partnership; and

RESOLVED TO RECOMMEND: That the Committee recommends to Full Council that the Council's Community Safety Strategy is updated to incorporate the Violence, Vulnerability and Exploitation Strategy (attached as Appendix 1 to the report).

| | | | |
|--------------------------|--|---------------------------------------|--------------------------|
| Subject: | Violence, Vulnerability and Extremism | | |
| Date of Meeting: | Monday the 19th of March 2018 | | |
| Report of: | Executive Director, Neighbourhoods, Communities and Housing | | |
| Contact Officer: | Name: | Jo Player | Tel: 01273 292488 |
| | Email: | jo.player@brighton-hove.gov.uk | |
| Ward(s) affected: | All | | |

FOR GENERAL RELEASE

1. PURPOSE OF REPORT AND POLICY CONTEXT

- 1.1 The purpose of this report is to brief the committee on the threat in relation to child criminal exploitation and gang activity related to county lines which is a police term used to describe how gangs from metropolitan areas are now operating elsewhere in the country.
- 1.2 The report outlines the strategy being adopted by the Community Safety Partnership to disrupt activity and support people to exit their involvement as victims and perpetrators.

2. RECOMMENDATIONS:

- 2.1 That the committee notes the Violence, Vulnerability and Exploitation strategy developed by the Community Safety Partnership; and
- 2.2 That the Committee recommends to Full Council that the Council's Community Safety Strategy is updated to incorporate the Violence, Vulnerability and Exploitation Strategy.

3. CONTEXT/ BACKGROUND INFORMATION

- 3.1 County lines is the police term used to describe criminal activity where gangs from London and other metropolitan areas establish a base in places like Brighton and Hove and use one mobile phone number to set up a drug dealing line, they typically take over the premises of local vulnerable adults (who are often drug users) by force or coercion in a practice referred to as cuckooing.
- 3.2 The premises are then used as a base for drug dealing and in many cases young people are entrapped in child criminal exploitation. Children and young people are used to sell drugs and move drugs and money and are also exposed to child sexual exploitation and trafficking often through drug debt bonding.
- 3.3 There is evidence of this happening in Brighton and Hove.

- 3.4 The Community Safety Partnership has developed and is refining a flexible violence, vulnerability and exploitation strategy which will seek to do the following:
- Prevent vulnerable people being drawn in to organised crime relating to drugs and child criminal exploitation
 - Work with local third sector youth service providers to develop safe exit strategies and pathways for young people who are involved as victims or perpetrators
 - Work with police to take enforcement action to disrupt county lines, drug dealing and child criminal exploitation bringing offenders to justice as necessary
 - The work will be underpinned by a communications plan targeting, vulnerable and young people, communities and professionals
 - The work will be informed by data analysis and community intelligence

The Community Safety Partnership has formally adopted Violence, Vulnerability and Exploitation as a Priority Area. This will ensure good partnership working between the council, the police, statutory agencies and the voluntary and community sector as described above to achieve the following outcomes:

- Preventing vulnerable people from becoming involved with organised drug dealing
- Safeguarding vulnerable people who are being exploited
- Provide a safe supportive pathway to enable vulnerable people to exit involvement with organised drug dealing
- A decrease in drug exploitation related activity in the city

A copy of the Community Safety Partnership draft Violence, Vulnerability and Exploitation Strategy can be found at Appendix One.

- 3.5 Progress on this work will be managed through a comprehensive action plan with a lead officer for each area accountable to the Community Safety Partnership.
- 3.6 The next significant step in Brighton and Hove will be a locality review conducted with the Violence and Vulnerability Unit from the Home Office.
- 3.7 The Locality Review is a one day process where interviews and focus groups are conducted with front line practitioners to gather information, knowledge and perception to build a qualitative picture of the key issues and drivers around county lines, gangs, youth violence and vulnerability.

4. ANALYSIS & CONSIDERATION OF ANY ALTERNATIVE OPTIONS

- 4.1 There is already a significant level of activity that is ensuring people involved in organised drug dealing are safeguarded and that organised drug dealing activity is disrupted and prosecutions are brought where necessary. There have already been in the region of twenty premises closures in the last eighteen months to protect communities from crime and anti-social behaviour related to cuckooing.
- 4.2 Bringing this existing work together, identifying gaps in provision and areas of new work informed by intelligence and analysis and best practice elsewhere in

the country is considered the best way forward by the Community Safety Partnership.

5. COMMUNITY ENGAGEMENT & CONSULTATION

- 5.1 Where county lines activity results in cuckooing there will be a significant impact on the immediate neighbours and the wider neighbourhood can be impacted too. In some cases where this has happened there have been community meetings to reassure communities and to take the opportunity to encourage the reporting of incidents to inform the intelligence picture.
- 5.2 The Local Action Team Forum was briefed in January 2018 on threat posed by county lines activity. The NICE Committee received a paper on county lines activity in January 2018.

6. CONCLUSION

- 6.1 This is an emerging complex issue that stems from metropolitan areas and is becoming increasingly commonplace in towns and cities across the country where there is sufficient drugs demand.
- 6.2 A flexible responsive approach will be needed and activity locally will to be able to change and adapt quickly to tackle the issue.
- 6.3 The Violence, Vulnerability and Exploitation Strategy will ensure the right partners are informed and enabled to take action as necessary the tackle the issue on a number of fronts.

7. FINANCIAL & OTHER IMPLICATIONS:

Financial Implications:

- 7.1 £156,000 has been allocated in the 2018/19 council budget. This will be used to fund a co-ordinator and to fund support to help people out of involvement with organised crime networks, this will include commissioning third sector youth support provision.

Finance Officer Consulted: Monica Brooks

Date: 1/03/18

Legal Implications:

- 7.2 The Council is required to publish a Community Safety Strategy pursuant to the Crime and Disorder Act 1998. The strategy is one of the plans and strategies required by the Council's constitution to be approved by Full Council.

Lawyer Consulted: Elizabeth Culbert

Date: 28/02/18

SUPPORTING DOCUMENTATION

Appendices:

Appendix 1: Violence, Vulnerability and Exploitation Strategy

Violence, Vulnerability and Exploitation

Our aim: To reduce the harm caused by organised crime activity in the city in relation to drug dealing, drug use and exploitation

What we want to achieve

- Preventing vulnerable people from becoming involved with organised crime networks
- Safeguard vulnerable people who are being exploited
- Provide a safe, supportive pathway to enable vulnerable people to exit involvement with organised crime networks
- A decrease in drug gang related activity in the city

Why this is a priority

Increasingly crime is being committed in private spaces rather than the public domain and this type of crime often involves the criminal exploitation of children and adults on a physical, sexual or financial basis. In Brighton and Hove and many other parts of the country this is becoming a major concern as gang activity based around county lines (where drug dealers from London and elsewhere set up in areas like Brighton and Hove) is leading to anti-social behaviour, violence and safeguarding concerns.

Key facts

Although there are established local drug dealing networks in the city dealing cannabis and class A drugs there is increasing evidence of County lines activity, primarily focussed around dealing class A drugs but also dealing cannabis to draw young people in. County lines is the police term used to describe urban gangs supplying drugs to market and coastal towns across the country using dedicated mobile phone lines. County lines is a major cross cutting issue involving drugs, violence, gangs, safeguarding, criminal child exploitation, modern slavery and missing persons.

County lines gangs have a proven ability to adapt their operations quickly to evade detection and enforcement. High levels of violence are reported, including the prevalent use of weapons to intimidate and control members and associated victims.

Locally we have seen an increasing number of properties that have been cuckooed (this is where the property of a vulnerable person is taken over by drug dealers). In the majority of these cases there was evidence of cuckooing. In several cases offenders and victims were traced to another address nearby or elsewhere in the city.

Who's affected

Gangs often use children and vulnerable people to move drugs and money between metropolitan areas and towns and rural areas. Gangs establish a base, typically by taking over the homes of local vulnerable adults (who are often drugs users) by force or coercion in a practice referred to as cuckooing. We have seen evidence of this in Brighton and Hove. They then use the premises to deal drugs from and recruit local vulnerable (mainly young) people as drugs runners.

Our plans

Working together as a community safety partnership we will develop and refine a strategy that will have the ability to flex to address what are often rapidly changing circumstances in relation to tackling organised crime groups sometimes operating along county lines and often centred around the exploitation of vulnerable people, principally children and young people but vulnerable adults as well.

Violence, Vulnerability and Exploitation

Our strategy will have a number of strands capturing existing work, identifying gaps in our existing provision and taking new initiatives as necessary to address violence, vulnerability and exploitation.

We will seek to prevent vulnerable people being drawn in to drugs misuse and dealing, child criminal exploitation and county lines.

Working with local community service providers and youth service providers we will take steps to intervene and provide safe exit strategies and pathways for vulnerable people who are being exploited.

With the police we will take enforcement action to disrupt county lines, drug dealing and child criminal exploitation bringing offenders to justice where possible.

Our strategy will be underpinned by a communications plan that will ensure victims, potential victims, communities, statutory and third sector agencies all understand risks posed and can recognise signs of exploitation.

The work will be informed by data analysis and a locality review facilitated by the Home Office which will enable evidence to be gathered from front line professionals on the extent of violence, vulnerability and exploitation in the city.

Community Safety and Crime Reduction Strategy

2017 – 2020

Updated 2018



Brighton & Hove
Community Safety Partnership

Contents

| | page |
|--|------|
| The Partnership and our work | 3 |
| Brighton & Hove and the people in the city | 5 |
| Overview of local issues | 8 |
| Current landscape | 11 |
| Identifying and progressing our priorities | 13 |
| Other relevant work | 16 |

Our priorities:

| | |
|---|-----------|
| Anti-social behaviour and hate incidents/crimes | 20 |
| Safety in the night-time economy | 23 |
| Domestic violence & abuse, sexual violence and other forms of violence against women & girls | 25 |
| Community collaboration and resilience | 29 |
| Violence, vulnerability and exploitation | 32 |
| Preventing terrorism and extremism | 35 |
| Appendices | 40 |

If you would like to provide any feedback on this document, you can do so by email to: community.safety@brighton-hove.gov.uk



The Partnership and our work

About this strategy

This strategy lays out the Brighton & Hove Community Safety Partnership's plans for the three year period from 2017-2020 and has been updated in 2018. It is a requirement of the Crime and Disorder Act 1998.

The Partnership's aims

The Community Safety Partnership exists to improve the quality of life for everyone who lives in, works in or visits the city.

We aim to:

- reduce crime and anti-social behaviour, especially around issues that have the biggest impact
- improve feelings of safety and meet the needs of victims
- take early action to prevent crime and disorder
- reduce reoffending

Statutory and other partners

The city is much better placed to tackle all these issues if everyone – local residents and businesses, community and voluntary groups, and city services – work together in a co-ordinated way. The local authority, police, health, probation and fire services are all defined as partners under the 1998 Act. In practice, the Community Safety Partnership works across a much wider range of partners at different levels and on different topics to work out what needs doing, and who can help.

There is a need for good information exchange, including with residents so that agencies can listen and respond to the needs of local people. At the same time local people need to be able find a route through to the services they need or identify ways in which they can respond within their own communities.

Setting our work in context

The negative effects of crime and disorder permeate widely across public services and working in partnership and adopting a 'whole system approach' is essential. Our partnership strategy is integrated within the city's overarching Sustainable Community Strategy where community safety is a key priority. Our work also contributes to the Police & Crime Commissioner's Police and Crime Plan¹ and measures in the Public Health Outcomes Framework to name just two examples.

Politicians and legislators can impact broadly on the legal and social setting in which we all live. The work of central government departments is also important in our wider partnership. In March 2016 the Home Office issued their 'Modern Crime Prevention Strategy'². This argued that although crime is changing in its nature, for example with a growth in 'cyber crime', the reasons behind people committing crime – 'drivers of crime', listed as opportunity; character; profit; drugs; alcohol and the criminal justice system – are the same.

¹ <https://www.sussex-pcc.gov.uk/media/2428/spcc-crime-plan-2017.pdf>

² Home Office (2016) Modern Crime Prevention Strategy, https://www.gov.uk/government/uploads/system/uploads/attachment_data/file/509831/6.1770_Modern_Crime_Prevention_Strategy_final_WEB_version.pdf



Brighton & Hove and the people in the city

Community Safety and Crime Reduction Strategy 2017-20

The information in the next two sections has been taken from the Strategic Assessment of Crime and Community Safety 2017 <http://www.safeinthecity.info/analytical-reports> where further detail can be found.

Our residents and visitors

The 2011 census found that the city had 273,400 residents and this was estimated to have increased to 289,200 by 2016. It is predicted that by 2026 it will have increased further to 305,900.

Compared with other areas a high proportion of city residents are aged between 16 and 64, while a lower proportion are children and older people. We have a particularly high proportion of people aged 19 to 35 (incl.) who make up 39% of the city's resident population (27% in England & Wales).

Contributing to people in this age group are those who come to the city to study; in 2014/15 there were 34,220 students attending the two local universities. Also, Brighton & Hove was estimated to have 1,900 international students staying here for between 3 and 12 months in 2015, with many more visiting for a shorter period.

Applying regional estimates to Brighton & Hove there would be over 11,000 military veterans in the city, but the city is likely to be home proportionally less ex-military personnel than other areas.

In 2015 around 9 million trips were estimated to have been made to the city by day visitors and nearly 5 million overnight stays.

According to the last census, 19.5% of the resident population belongs to a non-White British ethnic group (53,400 people), defined here as Black or Minority Ethnic or BME, an increase of 12% since the 2001 census. 37% of BME residents are 'White Other than British', 21% Asian/Asian British and the mixed/multiple ethnic group makes up 20%.

The lesbian, gay, and bisexual population makes up an estimated 11-15% of our population, equating to between 26,800 and 36,500 residents based on 2015 population estimates. It is estimated that there are at least 2,760 trans adults living in Brighton & Hove.

In 2015, there were an estimated 17,400 residents aged 18-64 with moderate or severe physical disabilities. There were an estimated 4,700 people aged over 18 with a learning disability.

Most measures of happiness and wellbeing tend to be slightly (but not significantly) poorer for local residents compared with England averages, while 24% residents reported high anxiety yesterday compared with 19% in England (significantly higher).

The day-to-day activities of 16% of city residents are 'limited a little' or 'limited a lot' by health problems.

Regarding the children in the city, there were 437 looked after children in the city in May 2016 and the referral rate for child protection conferences is higher than the national average. National evidence shows that children who have been looked after are more likely to be unemployed, involved in crime and be identified as having a substance misuse problem.

Social and economic factors

The Index of Multiple Deprivation 2015 ranked Brighton & Hove as a whole in the poorest third (102nd out of 326) of all local authorities in England. However, there is a wide range of deprivation levels across the city, with some of the more deprived being in the east.

There were 8,000 unemployed people in the city in 2016/17.³ This represents

³ Unemployed refers to people who were actively seeking work or who had found work and were waiting for it to commence.

5.0% of all those who were economically active⁴ and is similar to the position nationally (4.8%) and slightly higher than in the South East (3.5%).

There were 20,550 people of working age in the city claiming one or more Department for Work and Pensions benefits in November 2016. This is 10.6% of the city's population aged 16 to 64. The 2016 rate for Brighton & Hove is similar to that seen in Great Britain (11.0%) but higher than the South East (8.3%).

The percentage of 16-17 year olds not in education, training or employment has been declining and at the end of 2016 is at less than 4% (190 young people).

Housing and homelessness

Brighton & Hove had 126,827 homes at the time of the 2011 census, with the smallest average household size in the South East at 2.1. We have fewer owner occupiers and more people renting from private landlords than the average for the southeast as a whole. As rents in the private sector rise, it is expected that low income working households may be increasingly unable to afford to rent privately.

There were 178 people estimated to be sleeping rough in Brighton & Hove on a single night in October 2017⁵, an increase from 78 in 2015.

...and what we don't know

We need to remain aware that not all of the people in the city will feature in the various statistics at our disposal, or come to the attention of services. This

'invisible' or unidentified population may be among the most vulnerable to crime and community safety problems and extra focus is needed in order get help to them if they need it.

Meeting our equalities duty

The Equality Act 2010 requires that public sector bodies consider and take account of how different types of people – those with 'protected characteristics' – are impacted by their work. Our Strategic Assessment reports on how different people are affected by crime and safety issues and the process of determining our priorities and actions takes these findings into account.

Areas of work contained in the action plans (see page 17) with particular relevance to equalities are identified.

⁴ Economically active refers to those who are either employed or who are unemployed according to the above definition.

⁵

<https://www.gov.uk/government/collections/homelessnes-statistics>

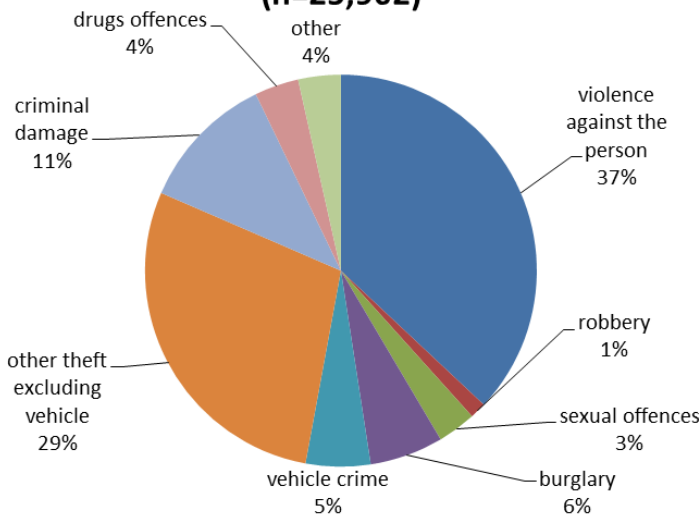


Overview of local issues

Nature and scale of crimes

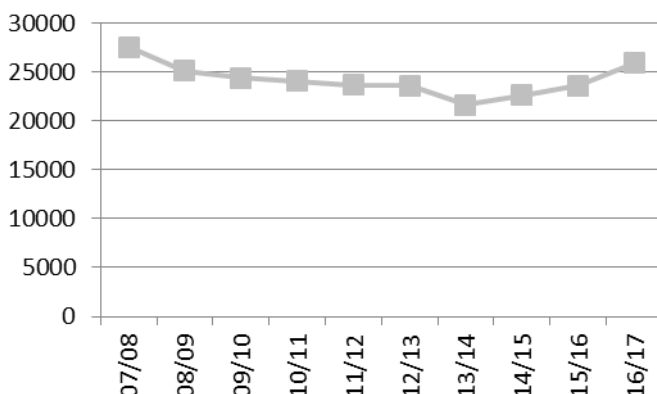
There were 25,902 police-recorded crimes in 2016/17. The crime rate per 1,000 population was 90.8, above the average of our group of 15 ‘matched’ partnerships (84.3). The pie chart below shows that violence against the person made up 37% of all recorded crime, with theft offences (incl. vehicle crime) being the next biggest crime group (34%), followed by criminal damage (11%) and burglary (6%). 9.3% of all crimes were related to domestic violence or abuse.

**Total crime breakdown, 2016/17
(n=25,902)**



The line graph below shows the trend in total police recorded crime over the last ten years. There was a 10% decline in 2008/09 compared with 2007/08 and numbers continued to fall until 2013/14. However, there was a turnaround in

total crime



2014/15 with an increase of 4.6% compared with 2013/14, and a further increase of 4.5% in 2015/16. The increase seen from 2014/15 onwards is likely to be influenced by the Sussex Police response to the national HMIC inspection programme on data integrity which was undertaken during 2013/14 aimed at improving police recording practices. This work had an impact on the recording of violent and sexual offences in particular. From recorded crime data it is therefore difficult to know with any certainty what the underlying trend in crimes actually is.⁶

There were 10,168 police recorded ASB incidents in 2016/17. This continues a long term decline, down from over 22,000 in 2007/08.

More information on recorded crimes and incidents can be found in the Strategic Assessment.¹⁰

Crime patterns

The retail and leisure area in the city centre is also the geographical centre for much of the city’s crime and disorder. This applies particularly to theft (other than vehicle thefts), criminal damage, violence and anti-social behaviour. Hotspots for domestic burglary and vehicle crime are also located in the more central areas of the city, but are dispersed over a wider area.

Seasonal patterns often coincide with the visitor season when there are more people in the city to both perpetrate and be victims of crime.

⁶ A subsequent HMIC inspection in 2016 on data recording by Sussex Police found that improvements have been made, while further areas for improvement have also been identified
<http://www.justiceinspectorates.gov.uk/hmic/publications/sussex-crime-data-integrity-inspection-2016/>

Drug and alcohol use

Health profiles for Brighton & Hove show that problems associated with alcohol are more acute compared with the South East as a whole and our statistical matched authorities. Estimates based on modelling from 2011/12 also show that compared with the South East and with England the proportion of the resident population using opiates or crack, or injecting drugs is also higher than average.⁷

Habitual drug use can be a driver for acquisitive crimes and violent crime is frequently associated with alcohol misuse.²

Hidden crime and criminal groups

It is necessary to remain aware that crimes may be hidden from sight. Criminal behaviour continues to evolve while pressures on victims to remain silent can persist. Organised crime groups can widen the geography of both perpetrators and victims in areas such as child sexual abuse, drug dealing and human trafficking. Partnerships play an important role in addressing these issues.

Impact on quality of life

National research found that in 2016/17 11% of survey respondents report feeling a high level of worry about violent crime, 10% about burglary, and 7% of car owners have a high level of worry about car crime.⁸

Locally, nearly all residents (97%) surveyed in the 2016 City Tracker survey

reported feeling safe in their local area during the day, but after dark this dropped to 81% in their local area and 66% in the city centre. Women and those with a long term illness or disability reported feeling comparatively less safe on average, both during the day and after dark.

Financial impact

The financial impact of crime is significant. Costs of crime have been calculated by a project funded by central government⁹ and assigned according to whether they are costs (savings if prevented) to the public sector, to the local economy, or to society.

Examples of estimated average cost of each crime that takes place include £28,000 for a serious wounding; £1,900 for common assault; £4,300 for a domestic burglary; £9,600 for a personal robbery; £40,500 for a sexual offence, and nearly £2million for a homicide. Costs are generally higher if they relate to commercial crimes.

⁷ <http://fingertips.phe.org.uk/drugs-and-alcohol#gid/1938132771/ati/102>

⁸ ONS (2016) Crime in England and Wales Year ending March 2016 Supplementary Tables. <https://www.ons.gov.uk/peoplepopulationandcommunity/crimeandjustice/datasets/crimeinenglandandwalesannualsupplementarytables>

⁹ New Economy Manchester, <http://neweconomymanchester.com/our-work/research-evaluation-cost-benefit-analysis/cost-benefit-analysis/unit-cost-database>



The current landscape

Community Safety and Crime Reduction Strategy 2017-20

The last two years have seen some particularly significant national and international developments which have affected the landscape in which our work to reduce crime and disorder is set. The European Union membership referendum, which resulted in the UK voting to leave the EU, enabled the voicing of many different views around immigration, and has increased national economic uncertainty.

Since August 2014 the threat to the UK from international terrorism has remained at 'severe' meaning an attack is highly likely. Brighton & Hove continues to receive dedicated resources to identify and support individuals from being drawn into terrorism.

Changes in national legislation have affected income for many people on benefits. These included the introduction of a benefit cap putting a ceiling on the total payment available for some families. The cost of housing in Brighton & Hove is making access to suitable housing for those on lower incomes very difficult. This may include those at risk of offending and those who are drawn to the city because of its reputation as a place where people from all types of background can be accepted as part of the city's diverse communities.

The capacity to provide services around crime and community safety continues to decrease with ongoing budget cuts for the police, council, health and other public services. This means that difficult decisions need to be made about whether to allocate scarce resources to prevention work or to responding to the impact of crimes and supporting victims after they have occurred. Without investment in prevention work, there is the risk that significant problems will potentially be stored up for the future.

Creative ideas which lead to new ways of working effectively, but which cost less or are cost neutral, are always being sought. For example, the penetration of

the internet and social media into daily lives changes the nature of risks, but can also offer new opportunities for public services to engage with communities.

A partnership event under the city-wide Brighton & Hove Connected banner was held to think about new approaches in the context of budget reductions and service reorganisations. Proposals were made for taking community safety work forward including citizens and public services working more closely together; achieving a more unified partnership approach and single points of contact; expanding the involvement of volunteers, and doing more around 'tone-setting' and challenging bad behaviour.

While there have been numerous examples of support from our local communities to help others in need, including a wide range of offers from the wider community to assist refugees who arrive in the city, there is a risk that community cohesion will suffer in these changing times.



Identifying and progressing our priorities

Community Safety and Crime Reduction Strategy 2017-20

What we did

Our plans for the three year period from April 2017 to March 2020 were originally informed by the Brighton & Hove Strategic Assessment of Crime and Community Safety 2016¹⁰. This looked at the crime and community safety picture in the city. Analysis was carried out initially by crime type. It took into account the scale of problems, direction of travel, the impact on communities and individuals, community priorities, and so on.

The process for the first year update has been informed by the Strategic Assessment of Crime and Community Safety 2017¹⁰ and has been less detailed. The main purpose of this has been to assess:

- any changes over the last year in context, including national policy changes, organisational changes, social demands, levels of resourcing, etc.
- changes in key indicators of crime and community safety
- progress on the work laid out in the original strategy.

Who has contributed

Most of the work for the Strategic Assessment was carried out by analysts in the council's Public Health Intelligence Team and officers in the Partnership Community Safety Team.

A consultation workshop was held in November 2016 to consider what should be the areas of focus for the Partnership over the next three years. The workshop was attended by statutory and voluntary organisations and other members of the Community Safety Partnership Board, as

well as representatives from city neighbourhoods and communities of interest.

Other consultation on the original draft strategy included consideration by Local Action Teams, and by elected members at the Neighbourhoods, Communities and Equalities Committee. Additionally it was made publically available for comment on the city's consultation portal.

National direction

Central government is generally less prescriptive than previously about what should be the target of local work. Nonetheless, a number of the priorities in our strategy, eg. violence against women and girls; violence, vulnerability and exploitation; and Prevent and counter-extremism, align with central government strategies so we can add a local focus.

The focus of our partnership strategy

The priorities in this strategy focus on areas where working in partnership is fundamental to achieving progress. It prioritises work where added value is achieved by working in partnership.

There are six overarching themes in this strategy: ASB/hate incidents; safety in the night-time economy; domestic/sexual abuse and other interpersonal crimes; community collaboration and resilience; violence, vulnerability and exploitation; and preventing terrorism and extremism.

Community collaboration and resilience as one of our themes profiles a number of different ways in which people at a community level can provide a foundation for establishing and maintaining safe communities. By working in partnership with statutory agencies and more independently through local networks much can be achieved in terms of 'tone-setting' and helping with the management of risks.

¹⁰ The Strategic Assessment of Crime and Community Safety 2016 and of 2017 are available at <http://www.safeinthecity.info/analytical-reports>

Considerations around resources

Budgets of public organisations have been reducing and are predicted to continue to do so over the period of this strategy. The planning of work needs to take this into account.

Partnership resources are currently supporting an experienced and skilled workforce. Withdrawing financial support for the work they carry out risks resulting in a break in continuity of services which will take considerable effort to re-establish.

Another consideration is how to balance the allocation of resources to early interventions and prevention against resources to manage problems as they become more critical or responding after they have occurred. The impact of allocating resources needs to be considered not only in the immediate term, but also in the longer term.

Monitoring the effectiveness of our work

The impact that we are aiming to achieve through our partnership work is clearly stated at the beginning of each priority area in this strategy.

Action plans have been drawn up for each of our priority areas and these assign responsibility around taking forward specific aspects of the work. Progress will be monitored through thematic steering groups or forums. At a more strategic level, progress will be monitored at the Community Safety Partnership Board and at other 'higher level' structures and partnerships, including the city's overarching Local Strategic Partnership, Brighton & Hove Connected.

Single measures for crime and community safety are never sufficient to understand the effectiveness of our work. Our approach to this is to monitor groups of performance indicators for each priority

area which individually contribute to the overall picture.



Other relevant work

The work of key partners

There are a number of statutory agencies whose core business is to tackle crime – the police, youth offending service, courts, probation and prison services are some significant ones. The work of other agencies, for example health and social services, is also key to reducing the ‘drivers’ of crime.

These partners have their own plans/strategies, and may work across wider geographical areas.. Community Safety Partnerships also exist in East and West Sussex.

Relevant work streams led by others

Mentioned below are some important areas of work which are managed by our partners and not listed in their own right in this strategy document.

Youth offending. The Brighton & Hove Youth Justice Plan 2017-19 has three primary aims: to prevent and reduce offending; reduce the use of custody; and improve the outcomes for young people by working proactively with them and their families and carers. It is overseen by the Youth Offending Service Strategic Management Board which reports to the Community Safety Partnership Board.

Alcohol misuse. Work is structured around the themes of: cultural issues and the night-time economy; treatment; and availability. The Alcohol Programme Board takes a strategic lead.

Drugs misuse. Work structured around the themes of: harm reduction for users; responding to emerging trends; and availability. The Substance Misuse Programme Board takes a strategic lead.

Rough sleeping. A Rough Sleeping Strategy was produced in 2016 by the council’s Housing Strategy Team calling on all people with a stake in the city to make sure that no-one needs to sleep

rough by 2020. One of the Strategy’s five aims, is to making sure people sleeping rough, residents and visitors are safe and free from intimidation.

Private sector housing. The licensing of private landlords includes clauses to manage anti-social behaviour.

Serious and Organised Crime

Sussex Police take the lead on tackling serious and organised crime which impacts across communities and is associated with, for example, drugs, fraud, acquisitive crime, child sexual exploitation and abuse, modern slavery and human trafficking. The cost to society of serious and organised crime is estimated at many billions of pounds a year¹¹.

Modern slavery. There is a new pan-Sussex co-ordinator post based within Sussex Police and a pan-Sussex Modern Slavery Network bringing agencies together to raise awareness around modern slavery and human trafficking, ensure better victim identification and support, and more effective prosecution of offenders.

‘Cyber crime’. There is a joint Surrey and Sussex Cyber Crime Unit which focuses on crimes which are enabled or perpetrated using communication technologies and the internet.

Adult and child safeguarding. The city’s multi-agency Safeguarding Adults Board and the Local Safeguarding Children Board (LSCB) promote the welfare of vulnerable adults/children and protect them from abuse so they live safe and secure lives. Work across Sussex led by the police also seeks to protect children from sexual exploitation by

11 Home Office Research Report 73 (2013), *Understanding organised crime: Estimating the scale and the social and economic costs*

Community Safety and Crime Reduction Strategy 2017-20

helping people recognise signs and encourage reporting.

Integrated Offender Management (IOM). There is pan-Sussex operational guidance for the management of offenders to reduce reoffending with a Brighton & Hove IOM delivery group. This sets out how police, probation, courts, prisons, health, local authorities and others can support the needs of offenders. The work is overseen by the Sussex Criminal Justice Board.

Road safety. The subject of road safety is often high on the agendas of Local Action Teams. The Local Transport Plan describes the work it plans to carry out between 2014/15 and 2018/19 in a section called '*Safer people, safer roads and safer neighbourhoods*'.

Our priorities





Anti-social behaviour and hate incidents

Our aim: Anti-social behaviour and hate incidents cause less harm to individuals and communities.

What we want to achieve

- Anti-social behaviour (ASB) and crimes and incidents motivated by hate against the person are addressed appropriately
- Reduced risk and harm caused by ASB and hate incidents
- Reduced ASB and hate incidents committed by priority perpetrators
- Reduced ASB, risk and harm associated with the street community
- Reduced youth ASB
- Trust and confidence in local services is increased so that individuals and super-diverse¹² communities harmed by hate incidents feel confident to engage with those services
- Better collaboration and cohesion between super-diverse communities
- Reduced tensions linked to changes in the national and international landscape

¹² The term 'super-diverse' is a new term being used to describe cities in the 21st Century, in particular taking account of the effect of recent patterns of immigration. It can be applied to a city such as Brighton & Hove where residents may not feel that they have one identity nor belong to one community. It also recognises that the traditional ways that public services demarcate 'communities of interest' such as 'the LGBTQ community' or 'the Black & Minority Ethnic community' may limit our understanding of the complexity of changing needs within the local population and how to respond to these.

Definitions:

Anti-social behaviour is behaviour by a person which causes or is likely to cause harassment, alarm or distress to one or more persons not of the same household as the person

A **hate incident** is any incident which the victim, or anyone else, thinks is based on someone's prejudice towards them because of their race, religion, sexual orientation, disability or because of their gender identity.

Why this is a priority

Anti-social behaviour (ASB) can affect individuals, communities, and the environment. ASB affects quality of life and, at its worst, can have a very significant negative impact on people's lives.

Those harmed by hate crimes and incidents where people are targeted because of personal attributes relating to disability, ethnicity/race, religion/faith, sexual orientation or transgender identity tell us that this has a significant effect on their quality of life and wellbeing.

Key facts

In 2016/17 an average of over 17 'ASB crimes' and 27 ASB incidents were recorded by the police in Brighton & Hove every day. There is a strong seasonal trend in police recorded ASB incidents, with more recorded in the summer months, but this is less evident in 'ASB crimes'. Many incidents will not be reported.

In the city in 2016/17 there were 630 racist or religiously motivated incidents and crimes recorded by the police, 210 homophobic incidents and crimes, 63 transphobic incidents and crimes and 52 incidents and crimes related to disability hate.

In this same year the Community Safety Casework Team received 536 initial reports of ASB and 122 initial reports of

hate incidents which had taken place in the city. Council housing recorded 737 ASB incidents and 35 hate incidents. These reports may be in respect of multiple incidents and sometimes people have been moved to report as a 'last resort' because the harm caused to them or their families has become unbearable.

Who's affected

Racist or religiously motivated incidents and LGBT hate crimes/incidents are most likely to occur on the street and be committed by a stranger. Disability hate crimes are more likely to occur in a dwelling, and to be perpetrated by someone known to the victim.

People harmed by hate crime are often more emotionally impacted than persons harmed by other crimes.

Nationally, young people are more likely than older people to be harmed by ASB crime, and to perceive higher levels of ASB and those with a limiting long term illness or disability more likely to perceive a high level ASB.

Vulnerable adults are most likely to be cuckooed, ie. their property is taken over by other people for the purposes of producing, dealing and using drugs.

In terms of local neighbourhoods, police ASB crime data identifies the North Laine, The Lanes/North Street and Western Road as hotspots. Local Action Teams across the city have identified priorities for their local area. Issues with the street community tended to be identified by LATs as a priority in city centre areas, drug use/drug dealing generally in the east of the city, 'general' anti-social behaviour on more peripheral areas of the city, and criminal damage in both city centre and other locations.

Our plans

The Community Safety Team will continue to co-ordinate strategic work to tackle ASB and hate incidents for the city in partnership with police and other key

Community Safety and Crime Reduction Strategy 2017-20

partners. The Community Safety Casework Team will continue to provide advice and guidance to a wide range of professionals regarding best practice in addressing ASB and hate incidents.

The ASB, Crime and Policing Act 2014 introduced new powers which we will continue to make use of where appropriate, particularly to address behaviour which causes the most harm and to address the behaviour of repeat offenders. Restorative practice is an effective approach which we will develop and promote further and use to reduce harm.

The newly formed Partnership Tactical Tasking Command Group will agree and review Community Safety Partnership (CSP) priorities and ensure that available resources are appropriately deployed.

Multi-agency work to manage youth ASB, and harm associated with the street community will continue and a strategy will be developed to address the violence, vulnerability and exploitation associated with organised crime networks. The Multi-Agency Risk Assessment and Tasking (MARAT) meeting and the 'ECINS' casework management system will continue to manage the harm caused to victims.

Working with partners, whether from the community, voluntary or statutory sector is central to our work and this includes keeping in close communication with local residents through Local Action Teams and residents' groups, communities of interest and elected members, and increasing the trust and confidence of these groups in statutory partners.



Safety in the night-time economy

Our aim: A vibrant night-time economy where people feel safe and are safe from harm

What we want to achieve

- There is a thriving city centre night-time environment where everyone feels safe.
- Violent incidents, alcohol and drug misuse and other negative behaviour linked to the night-time economy are reduced
- Demands on (and costs to) emergency and other public services are lower.

Why this is a priority

The city centre night-time economy is an important part of the character of the city and it attracts many visitors. Its contribution to the economic wellbeing of the city is significant and it is a source of work for many people. However, a busy night-time economy is not without drawbacks. The effects of alcohol or drugs and the density of people are two factors (among others) which can spark aggression and create conditions which criminals can exploit and where demand for emergency services is high.

Key facts

In 2016/17 there were 10,749 violent crimes recorded in the city, of which 6,842 (64%) happened in a public place. Recorded violent crimes rose steeply between 2013/14 and 2016/17, following a long term decline. However, this has been strongly influenced by changes in local policing and crime-recording practices which happened in response to a nationwide audit of crime recording carried out in 2013/14 by Her Majesty's Inspectorate of Constabulary. It is difficult to know the trend in the level of violence actually taking place, but data from A&E do not mirror this steep increase, and show no particular trend over the last three years.

Violent crimes tend to be more numerous in the summer months. The hotspot for police recorded public place violence is in the city centre, and correlates to the density of both on and off licensed premises in this area. There are 1,221 licensed premises in the city as of June 2017 (39 fewer than in May 2016) and there is a Cumulative Impact Zone (CIZ) and adjacent Special Stress Area (SSA) aligning with this city centre area. This is designed to limit the number and density of licensed premises in the city centre.

The practice of 'pre-loading' where people drink at home more cheaply, or where they drink locally before going out into the city centre, has impacted on the

shape of the night-time economy. Problems may be spread across smaller venues, over a wider geography and over a longer period. This means being able to manage problems in this more dispersed scenario is more challenging.

There is evidence of drugs misuse associated with the night time economy. This is often considered to be casual use by people who will also mix drugs with alcohol.

Who's affected

Males are both more likely to be victims and perpetrators of violent crimes in a public place than females. Offenders and victims are mostly under 30 years old.

Anti-social behaviour is a side effect of the night-time economy which impacts on local residents and businesses. Late night street noise is a particular issue.

Our plans

There are many partners, including licensed premises, transport operators, the council and the police, who will continue work to ensure the night-time economy is managed in a way which supports a safe and pleasant environment. We will seek to confirm how the city as a whole wishes our leisure industry to be shaped and strive to develop it accordingly.

Voluntary and community sector organisations also provide support and off licences have a role to play, for example by further promoting the 'Sensible on Strength' campaign. In view of the high number of students in the city, there are plans for a university alcohol policy to be developed and implemented.

The city's Licensing Policy provides a framework within which the night-time economy is managed. Enforcement activity in relation to the licensing objectives including alcohol and drugs misuse will be targeted at licensed premises where necessary to ensure compliance.



Domestic violence & abuse, sexual violence, and other forms of violence against women & girls

Our aim: Local residents and communities are free from domestic violence and abuse, sexual violence and other forms of violence against women & girls

What we want to achieve

- Increased social intolerance and reduced acceptance (*prevention*)
- People have safe, equal and abuse free relationships (*prevention*)
- Increased survivor safety and well-being (*provision of services*)
- Perpetrators are held to account and are required to change their behaviour (*pursuing perpetrators*)
- A coordinated community response to violence and abuse (*partnership*)

Why this is a priority

Domestic violence and abuse, sexual violence and other forms of violence against women and girls (including harmful practices like female genital mutilation (FGM), forced marriage and so-called 'honour-based' violence (HBV)) often constitute criminal offences, are under-reported, have low conviction rates and high levels of repeat victimisation. These acts are likely to have a significant impact on the person experiencing them (and can include physical injury, as well as impacting on mental and emotional wellbeing, employment and education, social capital, health behaviours and homelessness¹³). They can also affect children (eg. poor school achievement, and the risk that violence in the home can normalise violence in future relationships¹⁴) and impact on the wider community.

The behaviour of perpetrators often remains unchallenged.

Key facts

In 2016/17, 4,703 domestic violence incidents and crimes were recorded by the police, an increase of 2.8% on 2015/16 and 28% higher than in 2013/14.

There were 829 police recorded sexual offences in 2016/17, an increase of 23% compared on 2015/16 and more than twice the number recorded in 2013/14 (382). Historical offences account for a significant number of serious sexual offences reported, resulting in a loss of forensic opportunities.

Local police data shows that in 2016/17 73% of domestic violence are female and 27% male, while for sexual offences the victims are 84% female and 16% male.

In terms of recorded data on harmful practices in Brighton & Hove, while there has been improved recording all, these are likely to be significantly underreported:

- 23 patients were recorded by the NHS Acute Trust as having had FGM in 2015/16
- Fewer than 5 crimes of forced marriage were recorded by Sussex Police between April 2014 and September 2017.
- 12 honour-based violence offences were recorded by the police April 2016 and September 2017.

Who's affected

Police recorded data is an underestimate since substantial numbers of people do not report violence and abuse to the police. Local estimates based on a national survey¹⁵ are that in the last year:

- 7,103 women and girls aged 16-59, and 4,237 men and boys have experienced domestic violence and abuse;
- 4,650 women and girls, and 2,365 men and boys have experienced stalking; and
- 2,936 women and girls, and 788 men and boys locally are estimated to have experienced sexual assault in the last year.

However, in making these estimates, it is important to note that while both women and men experience incidents of interpersonal violence, women are considerably more likely to experience repeated and severe forms of violence and do so disproportionately and cumulatively during their lifetime¹⁶. In contrast, the majority of those who perpetrate violence and abuse are men.

¹³ DOH. Protecting people Promoting health'. 2012.

¹⁴ Women's Health and Equality Consortium. 'Better Health for Women'; 2013.

¹⁵ ONS, Crime Survey England and Wales 2015

¹⁶ Walby and Allen, 2004

Domestic Violence/Abuse, Sexual Violence and other VAWG

However, men do experience, and as children boys also witness or experience, violence and abuse. Consequently, while strategy has a gender informed approach, reflecting HM Government's strategy to end violence against women and girls¹⁷, the actions taken will often benefit all victims of violence and abuse, with additional actions taken proportionately to respond to the needs of men and boys.

The strategy also seeks to respond to the unique needs, or barriers to help and support, faced by some communities including: people from Black and Minority Ethnic (BME) communities, those who are disabled, older or who identify as lesbian, gay, bisexual (LGB) or trans. Other groups also face significant disadvantage and marginalisation, including those in prison, prostitution or sex work, as well as travellers and those who are asylum seekers or migrants.

Our plans

We will complete the stakeholder and resident / community engagement that is underway, in order to develop a strategy for domestic violence & abuse, sexual violence and other forms of violence against women and girls with East Sussex, setting out our shared aims as well as identifying priorities specific to Brighton & Hove.

Our work will be built around the key principles from the government's National Statement of Expectations, which are:

- put the victim at the centre;
- take a strategic, system-wide approach to commissioning;
- be locally-led and safeguard individuals throughout;

- raise local awareness of the issues; and
- involve, engage and empower communities to seek, design and deliver solutions

Our work will be built around the key themes from:

Prevention

- Continue to raise awareness of what constitutes violence and abuse, in particular focusing on reaching different communities or addressing emerging risks like stalking and harassment
- Continue to support work with children and young people, with a focus on the Early Help Strategy, the Public Health Schools Programme and Relationship and Sex Education
- Sustain the Women's Aid 'Ask Me' Scheme to create safe spaces in the local community to increase public awareness and promote opportunities for disclosures.

Provision of service

- Continue to support The Portal¹⁸, which provides a single point of access and helps victim/survivors of domestic and sexual violence and abuse to find advice and support
- Work with specialist services and other commissioners to generate added value and test different models of delivery,
- Develop proposals to further develop support for victim/survivors with a focus on Private Law Family Proceedings and those experiencing Stalking and Harassment
- Sustain access to talking therapies for victim/survivors and work with the

¹⁷ www.gov.uk/government/publications/strategy-to-end-violence-against-women-and-girls-2016-to-2020

¹⁸ The Portal is a partnership of leading Sussex Domestic and Sexual Abuse Charities including RISE, Survivors' Network and CGL. www.theportal.org.uk

Community Safety and Crime Reduction Strategy 2017-20

Clinical Commissioning Group (CCG)
to ensure that the trauma pathway is
put on a secure footing from 2019/20

Partnership working

- Ensure frontline practitioners have the confidence and skills to identify and respond to violence and abuse including further developing multi-agency training around forced marriage, honour based violence and sexual violence
- Develop resources for professionals including guidance to improve 'safety netting' and to support step down from specialist or commissioned services
- Deliver the agreed changes to the local MARAC process to ensure that MARACs are better able to manage volume, address complex or repeat cases and integrate into Child and Adult 'front doors'
- Deliver the local Sex Work action plan¹⁹.

Pursuing perpetrators

- Develop evidence briefings from Public Health Intelligence Team to improve our knowledge of the prevalence and typologies of abuse relating to domestic violence perpetration, as well as stalking and harassment.
- Pilot an Early Interventions Programme with perpetrators with Respect and Women's Aid.

19

<http://www.bhconnected.org.uk/sites/bhconnected/files/Sex%20Work%20Rapid%20Needs%20Assessment%20-%20key%20findings.pdf>



Community collaboration and resilience

Our aims:

Cohesive communities which are resistant to crime, disorder and exploitation

Communities with the confidence and knowledge to support those who are most vulnerable

What we want to achieve

- Cohesive local communities who are resilient and supportive of each other when there are challenges from international, national or local events
- Confident local communities (often demonstrated through the presence of Local Action Teams) that are able to recognise when those in their midst are being abused, harassed or exploited
- Communities who are willing to work with the statutory sector to support vulnerable people and to address other community safety issues
- A city where new residents are welcome and vulnerable migrants are well supported
- An inclusive city where all sections of the community have trust and confidence in the authorities to respond when local residents have been exploited or victimised.

Community Safety and Crime Reduction Strategy 2017-20

Why this is a priority

Social and economic isolation provide opportunities for crime, abuse and exploitation to exist. Some of these crime types, for example those related to modern slavery, can have particularly severe impacts on victims but are hidden from the view of the authorities.

Strong and inclusive communities, underpinned by shared values and based on mutual respect are more resilient and provide the conditions when our most vulnerable residents can be safeguarded.

A city in which all residents feel they are valued – including newcomers and residents who have lived in the city all their lives – increases residents' wellbeing and satisfaction, and creates a climate in which municipal measures are more effective. The *Review into Opportunity and Integration* by Dame Louise Casey published in December 2016 points to the importance of local authorities picking up signs that integration is breaking down and acting upon these at an early stage.

Key facts

Other sections of this strategy refer to the anti-social behaviour, crime, and abuse occurring in the city. Community networks can help create a positive environment which discourages crime and supports victims. By strengthening these networks we can make them more resilient to serious and organised crime as well.

The city's response to the arrival of vulnerable refugees and migrants is another area where cohesive and confident communities can make an important difference.

The city council has worked with partners to produce an in-depth needs assessment of the populations of international migrants in the city.

[International Migrants in Brighton & Hove](#) is available on the website of Brighton & Hove Connected.

The latest estimates suggest that there are more international migrants than at the time of the 2011 Census, and that in 2016 50,000 residents of Brighton & Hove were born outside of the UK. This represents 18% of the population. Of these, 42% were born in other EU countries.

Our local population also includes a number of refugee communities, particularly those from Arabic speaking countries in the Middle East and North Africa. A small number of Syrian families have been resettled in the city under the government's refugee resettlement programme.

Who's affected

All residents of the city are affected if community cohesion is weak and residents do not feel invested in the place where they live and the neighbours they share their streets with. Those who are most vulnerable and marginalised will feel unsafe and unsupported.

Our plans

Working within the principles of the city council's *Community Collaboration Framework*, we want to maintain and build collaborative trusted partnerships with communities and the third sector to increase the reporting of crime to the authorities and to tackle community safety issues together.

Continuing to support the Local Actions Teams, Neighbourhood Watch and other forums in the city, we want to make residents aware of the signs and indicators of threats to the community from issues such as terrorism and extremism, as well as risks to individuals from perpetrators of abuse, exploitation and modern slavery. Alongside this we will develop the 'professional curiosity' of frontline officers to develop intelligence and identify risk.

We will work to maintain the trust and confidence of communities of interest in the city through collaborating with forums

and organisations representing their interests.

We will implement the recommendations of the report *International Migrants in Brighton & Hove* which promote inclusion and equality for residents born outside the UK. We want Brighton & Hove to maintain its status as a City of Sanctuary for those who have left their home countries because of persecution or war.

We will continue to broker and nurture close working relationships between the statutory sector and community initiatives seeking to support the more vulnerable residents in our city, whoever they are.



Violence, vulnerability and exploitation

Our aim: Less harm caused by organised crime activity in the city in relation to drug dealing, drug use and exploitation

What we want to achieve

- Vulnerable people are prevented from becoming involved with organised crime networks
- Safeguarding of vulnerable people who are being exploited
- A safe, supportive pathway to enable vulnerable people to exit involvement with organised crime networks
- Less drug-related activity in the city undertaken by organised crime networks

Why this is a priority

Increasingly crime is being committed in private spaces rather than the public domain and this type of crime often involves the criminal exploitation of children and adults on a physical, sexual or financial basis. In Brighton and Hove and many other parts of the country this is becoming a major concern as gang activity based around 'county lines' (where drug dealers from London and elsewhere set up in areas like Brighton and Hove) is leading to anti-social behaviour, violence and safeguarding concerns.

Key facts

Although there are established local drug dealing networks in the city dealing cannabis and class A drugs there is increasing evidence of county lines activity, primarily focussed around dealing class A drugs but also dealing cannabis to draw young people in. County lines is the police term used to describe urban gangs supplying drugs to market and coastal towns across the country using dedicated mobile phone lines. County lines is a major cross cutting issue involving drugs, violence, gangs, safeguarding, criminal child exploitation, modern slavery and missing persons.

County lines gangs have a proven ability to adapt their operations quickly to evade detection and enforcement. High levels of violence are reported, including the prevalent use of weapons to intimidate and control members and associated victims.

Locally we have seen an increasing number of properties that have been cuckooed (this is where the property of a vulnerable person is taken over by drug dealers). In the majority of these cases there was evidence of cuckooing. In several cases offenders and victims were traced to another address nearby or elsewhere in the city.

Who's affected

Gangs often use children and vulnerable people to move drugs and money between metropolitan areas and towns and rural areas. Gangs establish a base, typically by taking over the homes of local vulnerable adults (who are often drugs users) by force or coercion in a practice referred to as cuckooing. We have seen evidence of this in Brighton and Hove. They then use the premises to deal drugs from and recruit local vulnerable (mainly young) people as drugs runners.

Our plans

Working together as a community safety partnership we will develop and refine a strategy that will have the ability to flex to address what are often rapidly changing circumstances in relation to tackling organised crime groups sometimes operating along county lines and often centred around the exploitation of vulnerable people, principally children and young people but vulnerable adults as well.

Our strategy will have a number of strands capturing existing work, identifying gaps in our existing provision and taking new initiatives as necessary to address violence, vulnerability and exploitation.

We will seek to prevent vulnerable people being drawn in to drugs misuse and dealing, child criminal exploitation and county lines.

Working with local community service providers and youth service providers we will take steps to intervene and provide safe exit strategies and pathways for vulnerable people who are being exploited.

With the police we will take enforcement action to disrupt county lines, drug dealing and child criminal exploitation bringing offenders to justice where possible.

Community Safety and Crime Reduction Strategy 2017-20

Our strategy will be underpinned by a communications plan that will ensure victims, potential victims, communities, statutory and third sector agencies all understand risks posed and can recognise signs of exploitation.

The work will be informed by data analysis and a locality review facilitated by the Home Office which will enable evidence to be gathered from front line professionals on the extent of violence, vulnerability and exploitation in the city.



Preventing terrorism and extremism

Our aims:

Prevent: Create long-term resilience to all forms of terrorism and extremism amongst individuals, institutions and communities; reduce harm and increase trust and confidence.

Challenging extremism: Create cohesive local communities that challenge extremism in all its forms, champion shared values, tackle social exclusion and promote equality.

Prevent

What we want to achieve

- Staff, partners and communities are better equipped to understand and challenge terrorisms and extremisms
- Individuals vulnerable to being drawn into terrorism and extremism are identified at an early stage and supported to reduce risk
- Vulnerable institutions are able to manage risks
- Key sectors and institutions are able to manage risks including those posed by extremist speakers, events, and groups
- Cohesive communities are resilient to the challenges posed by international, national and local critical incidents and where the risk of harm caused to individuals and communities is reduced

Why this is a priority

Prevent is a statutory duty and requires 'specified authorities' 'to have due regard to the need to prevent people from being drawn into terrorism'. The Channel Duty requires vulnerable individuals to be supported early before the risk of illegality occurs.

The terrorist threat is evolving and has become more complex, diffused and diverse. Since March 2017, there were five terrorist incidents in London and Manchester, a further ten international terrorism plots and four extreme right-wing plots were successfully disrupted by the police and the security agencies within the UK. The number of suspects arrested in terrorism investigations has reached a record high with 412 arrests in 2017, a 58% increase compared with 2016 (261 arrests). For the first time a far right group (National Action) was

proscribed in December 2016 as a terrorist organisation.

The threat to the UK from international terrorism remains 'Severe, meaning that the threat of a terrorist attack is highly likely'. In 2017, the threat level was raised to 'Critical' (highest level, meaning an attack is imminent) twice for brief periods of time following terrorist incidents. The UK faces diverse threats, including from terrorist organisations in Syria and Iraq, and the extreme right-wing. Social media is increasingly used to communicate, recruit and create fear. Increased pace and sophistication of terrorist groups' communication and narrative require resources to challenge these. The risks of lone actor attacks have increased and their unpredictable nature makes prevention even more difficult. It is assessed that most future terrorist plots in the UK will employ simple methods that can be developed with ease and at speed. Terrorists still have the intent to also mount complex, potentially more destructive attacks.

Terrorist attacks not only cause loss of life and economic damage but they also fuel community tensions, damage public confidence and community cohesion. International and national incidents impact on inter-community relations locally. The far-right and Al-Qaida-inspired terrorist groups feed off one another in what is often referred to as the 'reciprocal radicalisation' effect. Unless the ideologies and the ideologue are challenged and recruitment to these groups stopped, the cycle of violence, criminality and hate incidents will continue with significant resource implications across partners and significant impact on the communities.

Key facts

Prevent, one of the four strands of CONTEST, the government's counter-terrorism strategy, aims to reduce the threat to the UK from terrorism and aims to 'stop people becoming terrorists or

supporting terrorism'. The national Prevent Strategy (2011) has three main objectives:

1. Respond to the ideological challenge of terrorism and the threat faced from those who promote it;
2. Prevent people from being drawn into terrorism and ensure that they are given appropriate advice and support; and
3. Work with sectors and institutions where there are risks of radicalisation which we need to address.

The Prevent Strategy addresses all forms of terrorism, including the right-wing and the Daesh or Al-Qaida-inspired and associated terrorisms, but prioritises these according to the threat they pose to our national security. Prevent also addresses some aspects of non-violent extremism that create an environment conducive to terrorism and can popularise views which terrorists exploit.

Refreshed CONTEST strategy including measures to improve the UK's ability to disrupt terrorist plots in their early stages and improve frontline integration of the counterterrorism response is expected in spring 2018. The refreshed national Prevent strategy will continue its aims to safeguard and support vulnerable people to stop them from becoming terrorists or supporting terrorism. Prevent also extends to supporting the rehabilitation and disengagement of those already involved in terrorism.

Channel data published by the Home Office revealed that there was a decrease in overall referrals, with 6,093 individuals (2016/17) compared with 7,631 (2015/16) referred due to concerns that they were vulnerable to being drawn into terrorism. In 2016/17, number of people receiving Channel support following a Channel panel saw a reduction, 332 compared with 381 in 2015/16. The reduction needs to be seen within the context that the numbers had more than doubled from 159 in

2012/13 to 381 in 2015/16. An increased number of the cases supported in Channel (26% in 2015-2016 and 37% in 2016-2017) were that of right wing extremism.

Who's affected

Analysis reveals that there is no single route to terrorism nor is there a simple profile of those who become involved. The decision of an individual to become involved in extremist activities may reflect a complex interplay of the following causes: exposure to an ideology that seems to sanction violence; exposure to people who persuasively articulate that ideology and then relate it to an individual's life circumstances; and driven by vulnerabilities in people which make them susceptible to a message of violence.

In 2016/17, the majority of individuals referred to Channel and those who consented to receive support were young people aged 20 years or under, and male.

In 2017, 61 women, 27 young people under the age of 18, and 145 white people (61%) were amongst those arrested on suspicion of terrorism offences, the highest on record.

Reported Islamophobic, anti-Semitic incidents and overall hate crimes have increased. Due to the global political situation, media representation, number of terrorist attacks in the UK and an increase in far right activities, communities report an increase in Islamophobia and other prejudices. Austerity and financial uncertainty following the referendum on the UK's membership in the EU may have a differential impact on communities and may give rise to further grievances that may be exploited by extremist or terrorist groups.

Our plans

We will continue to build on the existing best practice in coordinating Prevent delivery locally, our successful engagement with diverse communities and partners, and ensure that Prevent work is mainstreamed across partners in the city.

Jointly with police, key partners and communities we will regularly identify levels of risks, vulnerabilities, and threat to direct local work strategically and develop our action plan to be flexible and responsive to tackle specific risks and emerging threats including community tensions.

We will support individuals vulnerable to being drawn into terrorist related activities including through the multi-agency Channel programme, and develop effective interventions to reduce risks. We will work to improve number of referrals from communities and the third sector. We will work to develop models of productive partnership with communities to develop supportive interventions.

We will continue to raise awareness of diverse ideologies, groups and risks amongst staff and communities to strengthen their capabilities, increase their confidence to challenge ideologies and counter terrorist narratives, and to support individuals appropriately.

We will support vulnerable institutions to build their resilience. Through improved communications of Prevent work and its impact, we will improve trust and confidence amongst partners and communities.

Building partnerships to challenge extremism

What we want to achieve

- Individuals, groups and partnerships are confident to challenge all forms of extremism and actively promote our shared/city values
- Active, vibrant and well-governed community groups and civil society that work collaboratively with each other and statutory sector to protect people from harm caused by extremism
- Cohesive local communities are resilient to the divisive narratives and agendas of extremism.
- People are protected from harm caused by extremism

Why this is a priority

The harm resulting from unchecked extremist ideas and groups is seen not only in the rise of hate incidents but also in the promotion of hatred, intolerance, discrimination and violence. Where extremism takes root and our shared values are undermined, it creates social isolation, exclusion and divisions amongst communities, fuelling tensions and adversely impacting on inter-community relations. Marginalised and excluded groups' equality of access to mainstream services and opportunities to improve quality of life and wellbeing are adversely impacted. The most damaging effect is seen if these prejudices and divisions become normalised.

Individuals or groups may become vulnerable to the divisive narratives and recruited into extremist causes and activities. The far right and Al-Qaida-inspired terrorist groups feed off one another in what is often referred to as the 'reciprocal radicalisation' effect. Unless the ideologies and the ideologue are

challenged and recruitment to these groups stopped, the cycle of violence, criminality and hate incidents will continue. This will have important resource implications across partners and a significant impact on the communities.

Strong and inclusive communities underpinned by shared values are less vulnerable to crime, disorder and improve our resilience to extremism and terrorism.

Key facts

The Counter-Extremism Strategy, published on 19th October 2015, sets out the government's comprehensive approach to tackling extremism in all its forms – both violent and non-violent – to protect people from harm caused by extremism.

Extremism is defined as 'vocal or active opposition to fundamental values, including democracy, the rule of law, individual liberty and the mutual respect and tolerance of different faiths and beliefs. We also regard calls for the death of members of our armed forces as extremist'.

The counter-extremism strategy is distinct but complementary to the 'Prevent Strategy' and work programme. It extends the government's capabilities to tackle non-violent forms of extremism often promoted through multi-channel platforms such as online, broadcast and social media. The strategy seeks to address root causes by tackling social exclusion, marginalisation, and divisions that can help provide fertile ground for extremist messages to take root, and aims to build more cohesive communities. In this new approach working in partnership with communities and civil society we will positively promote our shared values, cohesion, and equality.

Who's affected

Recorded hate crimes, particularly, specific types, such as anti-Semitic and Islamophobic hate crimes has seen an

increase nationally. Academic evidence suggests that a large proportion of hate crimes are related to extremism.

It has the potential to not only manifest itself in physical attacks on people and places, but to isolate individuals and create a breakdown in relationships between communities.

Our plans

At the centre of this strategy is an intention to work in partnership with others. The policy framework places communities and civil society at the heart of delivering this work locally within a multi-agency environment.

Jointly with our communities and partners, we will identify community tensions and the local extremist threat that undermines cohesion in the city, and develop an action plan that strategically responds to emerging risks and reduces harm within an approach of working collaboratively and empowering individuals and communities.

We will identify and build relationships to further develop this local network of individuals, groups and civil society in the city that offers a credible and mainstream challenge to counter extremism and promotes cohesion and equality.

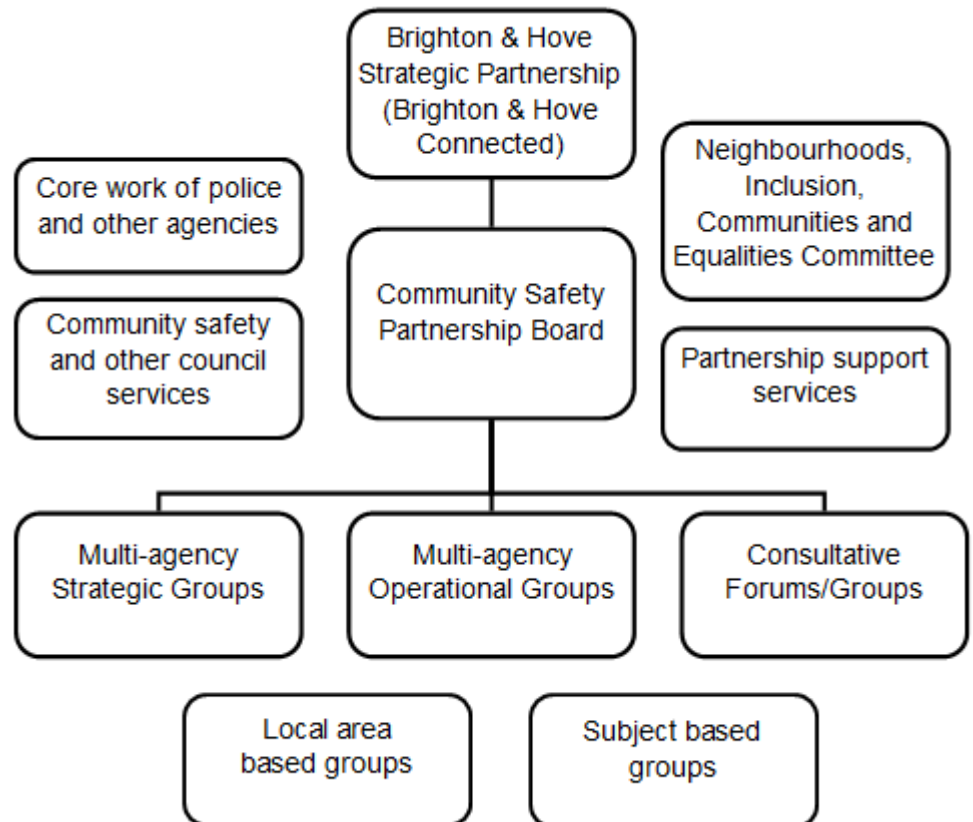
Our local response will promote trust and confidence in communities in relation to challenging extremist and intolerant views, strengthen community resilience to all forms of extremism, promote community cohesion, and the city values.

Great care is needed to achieve a balance between maintaining freedoms and addressing the serious problem of extremism. The challenge ahead is to mitigate the impact these narratives have on social cohesion. Transparency, honesty and collaboration are critical to the success of measures to prevent extremism.

Appendix 1. About the Partnership

The Crime and Disorder Act 1998 specifies that community safety strategies must be delivered by Community Safety Partnerships. The 'responsible authorities' who are required by legislation to participate in our Community Safety Partnership are the local authority, police, probation, health, and fire and rescue services. However, many other partners from the statutory, community/voluntary and business sectors, including the Police and Crime Commissioner are fully involved in the Partnership's work. Local residents also play a key role.

The diagram shows the structure of the Community Safety Partnership. The Community Safety Partnership Board has overall responsibility for the work of the Partnership, while the individual priority areas within this strategy are supported by multi-agency working groups made up of specialists in the relevant area. In some areas there are also dedicated staff to drive forward the work.



A network of Local Action Teams cover the city and these are an important part of the Partnership. These involve residents, local businesses and agencies working together and they provide a key route through which community safety issues for local neighbourhoods are taken forward. LATs meet together via the LAT Forum where issues of common concern can be discussed and ideas shared.

The Community Safety Partnership links with the democratic process through the Neighbourhoods, Inclusion, Communities and Equalities Committee. Integrated working with the Sussex Police and Crime Commissioner is being achieved through having regard to each other's priorities and providing mutual support for delivery.

Further information is available at www.safeinthecity.info

NOTICE OF MOTION**LABOUR AND CO-OPERATIVE GROUP, CONSERVATIVE GROUP
AND GREEN GROUP****THESE WALLS MUST FALL**

This council resolves to support the These Walls Must Fall declaration, noting:

- That the practice of indefinite detention for immigration purposes is an unacceptable breach of basic human rights. It is an affront to some of our most important shared values, robbing people of the right to liberty, justice and dignity.
- That the harm and injustice of the detention system, its direct impact on individuals and on our society, cannot be addressed by improvements to conditions, or minor reforms to the way the system is operated.
- That indefinite detention is a serious civil rights issue that must not be ignored. We have a responsibility to act, and we will work to expose this injustice and bring an end to the practice of indefinite detention.

This council also requests the Chief Executive writes to the Home Secretary asking that the Government examines immigration systems outside of the United Kingdom where indefinite detention is prohibited, in order to develop robust alternatives.

Proposed by: Cllr Daniel

Seconded by: Cllrs Wealls and Cllr Littman

NOTICE OF MOTION**LABOUR AND CO-OPERATIVE GROUP****UNITE CONSTRUCTION CHARTER**

This council resolves to support the Unite the Union Construction Charter and request that a report come to the Policy, Resources & Growth Committee regarding signing up to the Charter, recognising that:

- As a Local Authority we are responsible for the procurement of construction projects.
- It is therefore appropriate that as a responsible client we sign up to this Charter, and commit to working with the appropriate trade unions, in order to achieve the highest standards in respect of; direct employment status, Health & Safety, standard of work, apprenticeship training and the implementation of appropriate nationally agreed terms and conditions of employment.
- As more local authorities support the Charter this may lead to policy change at a national level leading to improved minimum standards in local authority procurement of construction projects.

Proposed by: Cllr Platts

Seconded by: Cllr Cattell

Supporting information:

Unite has members across many different sectors of the economy and following the merger with UCATT last year, now represents a significant number of workers in the construction industry.

A priority campaign within this sector is addressing the shoddy practices by some firms that compromise employment protections from which workers should benefit.

Unite are contacting all Council Leaders across the country regarding the Unite Construction Charter and seeking support to have these terms nationally agreed as minimum standards in any local authority procurement policy.

Once the Charter is signed and rolled out, Unite believe that any requirements of abiding by this will soon become an expectation and will actually put authorities in a strengthened position.

The Unite Construction Charter covers 12 requirements for all contractors and their supply chain engaged by a local authority.

NOTICE OF MOTION**LABOUR & CO-OPERATIVE, CONSERVATIVE
AND GREEN GROUPS****WOMEN AGAINST STATE PENSION INEQUALITY (WASPI) CAMPAIGN**

The Council resolves to ask the Chief Executive to write to the Secretary of State for Work and Pensions and the Minister for Women and Equalities, calling upon the Government to:

- Make fair transitional state pension arrangements for all women born on or after 6th April 1950, who have unfairly borne the burden of the increase to the State Pension Age (SPA), with lack of appropriate notification, so not enabling them to make alternative arrangements.
- Recognise that women born in the 1950s affected by these pension changes are likely to suffer particular financial hardship, due to the obstacles to them re-entering the workplace, including age discrimination, and due to the fact that many will also have taken on caring responsibilities for relatives and grandchildren.

Proposed by: Cllr Meadows

Seconded by: Cllrs Bell and Cllr Littman

Supporting information

www.waspi.co.uk

NOTICE OF MOTION
CONSERVATIVE GROUP
HOVE LIBRARY PLANNING APPLICATION

This Council resolves to:

1. Immediately call a halt to the proposed works to Hove Library following criticism from residents, campaigners, conservation societies and the Conservation Advisory Group (CAG) about the way in which the planning process was handled, until the go-ahead is given by the Cross-Party Hove Library Working Group (which was not consulted on the proposal); and
2. Requests the Chair of the Tourism, Development & Culture Committee to call for an officer report on the way in which application BH2017/03940 for works to the Library was advertised during the Christmas period and granted planning permission without either resident, councillor or CAG scrutiny, that includes specific proposals on both consultation period and councillor intervention to ensure that such an event does not happen again.

Proposed by: Cllr. Robert Nemeth

Seconded by: Cllr. Andrew Wealls

NOTICE OF MOTION**GREEN GROUP****WOMEN IN GOVERNMENT AND POLITICS**

This Council resolves to:

- 1) Request the Chair of the Policy, Resources & Growth Committee to call for a report detailing the options for how Brighton & Hove City Council can implement the relevant recommendations for Local Authorities (where not already in place) listed in the Fawcett Society/LGiU report: '*Does Local Government Work for Women?*' (1)
- 2) Request the Chief Executive write to the Secretary of State for Communities and Local Government, supporting the introduction of a statutory maternity, paternity, adoption and parental leave policy for Councillors;
- 3) Request the Chair of the Policy, Resources & Growth Committee, to call for a report detailing options for how the council can implement its own formal maternity, paternity, adoption and parental leave policy for Councillors;
- 4) Request the Chief Executive writes to the Secretary of State for Communities and Local Government calling for guidance to be issued to local remuneration panels to promote the Fawcett model for a comprehensive dependent carers' allowance scheme, so that all childcare and adult dependent care costs are covered,
- 5) Request that as part of its next review of the Members Allowances Scheme, the Independent Remuneration Panel consider options to update the Scheme, changing the hourly child and dependent care allowance to the Brighton Living Wage (£8.75); and longer term, to seek to more accurately reflect the true cost of Ofsted registered childcare and adult care (2)
- 6) Request that Audit & Standards Committee consider adding Sexual Harassment and Sex Discrimination policies to the Code of Conduct.

Proposed by: Cllr Greenbaum

Seconded: Cllr Mac Cafferty

Supporting Information

(1) The Fawcett Society and Local Government Information Unit report, '*Does Local Government Work for Women?*' found that structural and cultural barriers hold back women's participation in local government. The practices and protocols of local government create unnecessary barriers to participation particularly for women with caring responsibilities. <https://bit.ly/2q7odbx>

(2) Only 4% of local authorities have a formal maternity, paternity, or adoption policy in place for councillors. Although BHCC will pay Ofsted registered childcare, these costs can range up to £10-£12 per hour, whereas the living wage maximum rate covered by the council is £7.65, leaving parents to subsidise costs themselves.

NOTICE OF MOTION
CONSERVATIVE GROUP
COMMERCIAL RECYCLING FOR SMALL BUSINESSES

This Council notes that It is often not commercially viable for many small businesses and sole traders to use commercial waste recycling services.

This council resolves to:

Request the Chair of Environment, Transport & Sustainability to call for a report to be provided to the next Environment, Transport & Sustainability Committee on a process of how Cityclean could provide an affordable and suitable commercial recycling service for small businesses and sole traders who operate from home or produce very small quantities of recyclable waste.

Proposed by: Cllr. Janio

Seconded by: Cllr Wares

